Addendum No. 1

To: All Plan Holders

Project: Parallel Taxiway Relocation ~ Project 1

Airport: Cherokee County Airport

KSA Project No.: CCA.013

Date: Monday, July 20, 2020

Client Project No.: TxDOT CSJ No. 2010JACKS

The plans, specifications, and contract documents are modified as described below. All bidders shall acknowledge receipt of this and all other addenda on page 8 of 9 on the revised bid form titled **REVISED PER ADDENDUM NO. 1**. This addendum becomes a part of the contract documents. All provisions of the original plans, specifications, and contract documents shall remain in full force and effect, except as modified by this addendum.

I. **Notice to Bidders**

A. The Disadvantage Business Enterprise (DBE) goal for this project is being revised from 20% to **7%**.

B. Bids will be received until 2:00 PM, July 29, 2020, then publicly opened and read at the Cherokee County Courthouse, County Court Room, 1st Floor, 135 S Main St. Rusk, Texas 75785.

II. **Contract Document Revisions**

A. **Bid Form**

Replace with the attached **Revised** Bid Form. Note that the award of bids will be based on the bid items and quantities listed in the **Revised** Bid Form. Any variance in the bid submittals from the **Revised** Bid Form will result in the bid being disqualified.

III. **Plan Revisions**

A. Plan Sheet 02, Summary of Quantities and Index of Sheets

1. Replace with the attached Revised Plan Sheet 02, Summary of Quantities and Index of Sheets

B. Plan Sheet 07, Phasing Plan

1. Replace with the attached Revised Plan Sheet 07, Phasing Plan

C. Plan Sheet 14, Paving Details

1. Replace with the attached Revised Plan Sheet 14, Paving Details

D. Plan Sheet E01, Electrical Modification Plan

1. Replace with the attached Revised Plan Sheet E01, Electrical Modification Plan

IV. **Specification Revisions**

A. Specification Tx260MOD, Modifications to Item Tx260

1. Delete this item in its entirety and replace with the attached Specification Tx260MOD, Modifications to Item Tx260 shown as Addendum No. 1 in the footer.

B. Specification C-100, Contractor Quality Control Program (CQCP)

1. Add the attached Specification C-100, Contractor Quality Control Program (CQCP) shown as Addendum No. 1 in the footer.

V. **Attachments**

A. Revised Bid Form

B. Plan Sheet 02, Summary of Quantities and Index of Sheets

C. Plan Sheet 07, Phasing Plan

D. Plan Sheet 14, Paving Details

E. Plan Sheet E01, Electrical Modification Plan

F. Specification Tx260MOD, Modifications to Item Tx260

G. Specification C-100, Contractor Quality Control Program (CQCP)

H. Contractor Questions and Responses

I. Pre-Bid Meeting Agenda

J. Pre-Bid Meeting Sign In

Addendum No. 1 Issued By:
KSA

Nathan T. Mikell, P.E.
Senior Project Engineer

STATE OF TEXAS
NATHAN T. MIKELL
136408
LICENSED
PROFESSIONAL ENGINEER
07-20-2020

TBPE Firm Registration No. F-1356

Bid Form

Bid: TxDOT CSJ No. 2010JACKS REVISED BY ADDENDUM NO. 1

Project Description:
Parallel Taxiway Relocation ~ Project 1

Bid by: Name of Bidder _____

Address: _____

City: _____ State: _____ Zip Code: _____

Telephone: _____ Fax: _____

Email Address: _____

To the Texas Department of Transportation hereinafter called the Agent.

Pursuant to the foregoing Instruction to Bidders, the undersigned bidder having examined the plans and specifications with related documents and the site of the proposed work, and being familiar with all the conditions surrounding the construction of the project hereby proposes to furnish all necessary superintendence, labor, machinery, equipment, tools materials and supplies to complete all the work upon which is bid in accordance with the contract documents, within the time set forth and at the prices stated below.

Bid Schedule No. 1 (HMAC PAVEMENT SECTION) - Base Bid:

Item	Qty	Unit	Description	Unit Price	Total Price
1.01 (C-100-14.1)	1	LS	Contractor Quality Control Program (CQCP)		$0.00
1.02 (c-102-5.1)	1	EA	Stabilized Construction Exit		$0.00
1.03 (C-102-5.2)	256	LF	Filter Fabric Fence		$0.00
1.04 (C-102-5.3)	4	EA	Inlet Protection Barrier		$0.00
1.05 (P-101-5.1)	9,194	SY	Asphalt Pavement Removal (Full Depth)		$0.00
1.06 (P-101-5.2)	2	EA	Remove Safety End Treatment for 18" RCP		$0.00
1.07 (P-101-5.3)	1	EA	Remove Headwall for 18" RCP		$0.00
1.08 (P-152-4.1)	3,000	CY	Rock Excavation		$0.00
1.09 (P-152-4.2)	4,500	CY	Unclassified Excavation		$0.00

Item	Qty	Unit	Description	Unit Price	Total Price
1.10 (P-152-4.3)	500	CY	Borrow Excavation		$0.00
1.11 (P-620-5.1)	3,800	SF	Yellow Pavement Markings (Reflective)		$0.00
1.12 (P-620-5.2)	710	SF	Black Pavement Markings (Non-Reflective)		$0.00
1.13 (P-620-5.3)	1	LS	Pavement Marking Removal		$0.00
1.14 (D-701-5.1)	33	LF	18" RCP, ASTM C76, Class III		$0.00
1.15 (D-701-5.2)	188	LF	24" RCP, ASTM C76, Class III		$0.00
1.16 (D-705-5.1)	3,914	LF	6" PVC Pipe Underdrains, ASTM F949		$0.00
1.17 (D-751-5.1)	3	EA	3' x 3' Grate Inlet Structure		$0.00
1.18 (D-751-5.2)	1	EA	3' x 3' Junction Box		$0.00
1.19 (T-901-5.1)	6	AC	Temporary Cool Weather Seeding		$0.00
1.20 (T-901-5.2)	6	AC	Hydromulch, Seed & Fertilizer for Permanent Application		$0.00
1.21 (T-904-5.1)	2,163	SY	Sodding		$0.00
1.22 (T-905-5.1)	3,467	CY	Strip, Stockpile, Reinstall Topsoil		$0.00
1.23 (L-110-5.1)	100	LF	Two 4" PVC Encased in Concrete (Including Counterpoise, Cable, Splices, etc.)		$0.00
1.24 (L-110-5.2)	200	LF	Remove Existing 4" PVC Conduit in Trench Including Excavation and Backfill		$0.00
1.25 (L-115-5.1)	2	EA	Install Precast Concrete Hand Hole, Including Concrete Encasement		$0.00
1.26 (Tx247-6.1)	9,249	SY	11" Crushed Aggregate Base Course (Type A/Grade 1-2)		$0.00
1.27 (Tx260-6.1)	10,521	SY	8" Lime Stabilized Subgrade @ 8% Lime		$0.00
1.28 (Tx260-6.2)	304	TON	Quicklime		$0.00
1.29 (Tx310-6.1)	2,313	GAL	Prime Coat (MC-30 @ 0.25 GAL/SY)		$0.00
1.30 (Tx341-6.1)	1,890	TON	4" HMAC (Type D)		$0.00

Item	Qty	Unit	Description	Unit Price	Total Price
1.31 (KSA-100-3.1)	1	LS	Mobilization		$0.00
1.32 (KSA-105-3.1)	1	LS	Barricades		$0.00
1.33 (KSA-701-5.1)	52	EA	Taxiway Retroreflective Markers (Green)		$0.00
1.34 (KSA-702-5.1)	39	EA	Aircraft Tie-Down Anchors		$0.00
1.35 (SEE PLANS)	39	EA	Remove Existing Tie-Down Anchors		$0.00
1.36 (SEE PLANS)	210	SY	Rock Rip Rap		$0.00
1.37 (SEE PLANS)	100	SY	Erosion Control Matting		$0.00

Bid Schedule No. 1 - Total Base Bid: $0.00

Bid Schedule No. 1 (HMAC PAVEMENT SECTION) - Alternate No. 1:

Item	Qty	Unit	Description	Unit Price	Total Price
A1.01 (P-152-4.1)	590	CY	Rock Excavation		0.00
A1.02 (P-152-4.2)	400	CY	Unclassified Excavation		0.00
A1.03 (P-152-4.3)	400	CY	Borrow Excavation		0.00
A1.04 (D-705-5.1)	504	LF	6" PVC Pipe Underdrains, ASTM F949		0.00
A1.05 (TX247-6.1)	801	SY	11" Crushed Aggregate Base Course (Type A/Grade 1-2)		0.00
A1.06 (Tx260-6.1)	915	SY	8" Lime Stabilized Subgrade @ 8% Lime		0.00
A1.07 (Tx260-6.2)	27	TON	Quicklime		0.00
A1.08 (Tx310-6.1)	201	GAL	Prime Coat (MC-30 @ 0.25 GAL/SY)		0.00
A1.09 (Tx341-6.1)	163	TON	4" HMAC (Type D)		0.00
A1.10 (KSA-701-5.1)	16	EA	Taxiway Retroreflective Markers (Green)		0.00

Bid Schedule No. 1 - Total Alternate No. 1: 0.00

Bid Schedule No. 1 (HMAC PAVEMENT SECTION) - Alternate No. 2:

Item	Qty	Unit	Description	Unit Price	Total Price
A2.01 (P-152-4.2)	50	CY	Unclassified Excavation		0.00
A2.02 (P-152-4.3)	50	CY	Borrow Excavation		0.00
A2.03 (P-605-5.1)	638	LF	Joint Sealant		0.00
A2.04 (Tx260-6.1)	283	SY	8" Lime Stabilized Subgrade @ 8% Lime		0.00
A2.05 (Tx260-6.2)	9	TON	Quicklime		0.00
A2.06 (Tx310-6.1)	71	GAL	Prime Coat (MC-30 @ 0.25 GAL/SY)		0.00
A2.07 (Tx360-6.1)	274	SY	8" Reinforced Portland Cement Concrete		0.00

Bid Schedule No. 1 - Total Alternate No. 2: 0.00

Bid Schedule No. 2 (PCC PAVEMENT SECTION) - Base Bid:

Item	Qty	Unit	Description	Unit Price	Total Price
1.01 (C-100-14.1)	1	LS	Contractor Quality Control Program (CQCP)		0.00
1.02 (C-102-5.1)	1	EA	Stabilized Construction Exit		0.00
1.03 (C-102-5.2)	256	LF	Filter Fabric Fence		0.00
1.04 (C-102-5.3)	4	EA	Inlet Protection Barrier		0.00
1.05 (P-101-5.1)	9,194	SY	Asphalt Pavement Removal (Full Depth)		0.00
1.06 (P-101-5.2)	2	EA	Remove Safety End Treatment for 18" RCP		0.00
1.07 (P-101-5.3)	1	EA	Remove Headwall for 18" RCP		0.00
1.08 (P-152-4.1)	2,000	CY	Rock Excavation		0.00
1.09 (P-152-4.2)	4,300	CY	Unclassified Excavation		0.00
1.10 (P-152-4.3)	400	CY	Borrow Excavation		0.00
1.11 (P-605-5.1)	14,543	LF	Joint Sealant		0.00
1.12 (P-620-5.1)	3,800	SF	Yellow Pavement Markings (Reflective)		0.00

Item	Qty	Unit	Description	Unit Price	Total Price
1.13 (P-620-5.2)	710	SF	Black Pavement Markings (Non-Reflective)		0.00
1.14 (P-620-5.3)	1	LS	Pavement Marking Removal		0.00
1.15 (D-701-5.1)	33	LF	18" RCP, ASTM C76, Class III		0.00
1.16 (D-701-5.2)	188	LF	24" RCP, ASTM C76, Class III		0.00
1.17 (D-751-5.1)	3	EA	3' x 3' Grate Inlet Structure		0.00
1.18 (D-751-5.2)	1	EA	3' x 3' Junction Box		0.00
1.19 (T-901-5.1)	6	AC	Temporary Cool Weather Seeding		0.00
1.20 (T-901-5.2)	6	AC	Hydromulch, Seed & Fertilizer for Permanent Application		0.00
1.21 (T-904-5.1)	2,163	SY	Sodding		0.00
1.22 (T-905-5.1)	3,467	CY	Strip, Stockpile, Reinstall Topsoil		0.00
1.23 (L-110-5.1)	100	LF	Two 4" PVC Encased in Concrete (Including Counterpoise, Cable, Splices, etc.)		0.00
1.24 (L-110-5.2)	200	LF	Remove Existing 4" PVC Conduit in Trench Including Excavation and Backfill		0.00
1.25 (L-115-5.1)	2	EA	Install Precast Concrete Hand Hole, Including Concrete Encasement		0.00
1.26 (Tx260-6.1)	9,260	SY	8" Lime Stabilized Subgrade @ 8% Lime		0.00
1.27 (Tx260-6.2)	267	TON	Quicklime		0.00
1.28 (Tx310-6.1)	2,315	GAL	Prime Coat (MC-30 @ 0.25 GAL/SY)		0.00
1.29 (Tx360-6.1)	8,456	SY	8" Reinforced Portland Cement Concrete		0.00
1.30 (KSA-100-3.1)	1	LS	Mobilization		0.00
1.31 (KSA-105-3.1)	1	LS	Barricades		0.00
1.32 (KSA-701-5.1)	52	EA	Taxiway Retroreflective Markers (Green)		0.00
1.33 (KSA-702-5.1)	39	EA	Aircraft Tie-Down Anchors		0.00

Item	Qty	Unit	Description	Unit Price	Total Price
1.34 (SEE PLANS)	39	EA	Remove Existing Tie-Down Anchors		0.00
1.35 (SEE PLANS)	210	SY	Rock Rip Rap		0.00
1.36 (SEE PLANS)	100	SY	Erosion Control Matting		0.00

Bid Schedule No. 2 - Total Base Bid: 0.00

Bid Schedule No. 2 (PCC PAVEMENT SECTION) - Alternate No. 1:

Item	Qty	Unit	Description	Unit Price	Total Price
A1.01 (P-152-4.1)	380	CY	Rock Excavation		0.00
A1.02 (P-152-4.2)	400	CY	Unclassified Excavation		0.00
A1.03 (P-152-4.3)	200	CY	Borrow Excavation		0.00
A1.04 (P-605-5.1)	1,496	LF	Joint Sealant		0.00
A1.05 (Tx260-6.1)	849	SY	8" Lime Stabilized Subgrade @ 8% Lime		0.00
A1.06 (Tx260-6.2)	25	TON	Quicklime		0.00
A1.07 (Tx310-6.1)	213	GAL	Prime Coat (MC-30 @ 0.25 GAL/SY)		0.00
A1.08 (Tx360-6.1)	768	SY	8" Reinforced Portland Cement Concrete		0.00
A1.09 (KSA-701-5.1)	16	EA	Taxiway Retroreflective Markers (Green)		0.00

Bid Schedule No. 2 - Total Alternate No. 1: 0.00

Bid Schedule No. 2 (PCC PAVEMENT SECTION) - Alternate No. 2:

Item	Qty	Unit	Description	Unit Price	Total Price
A2.01 (P-152-4.2)	50	CY	Unclassified Excavation		0.00
A2.02 (P-152-4.3)	50	CY	Borrow Excavation		0.00
A2.03 (P-605-5.1)	638	LF	Joint Sealant		0.00
A2.04 (Tx260-6.1)	283	SY	8" Lime Stabilized Subgrade @ 8% Lime		0.00
A2.05 (Tx260-6.2)	9	TON	Quicklime		0.00

Item	Qty	Unit	Description	Unit Price	Total Price
A2.06 (Tx310-6.1)	71	GAL	Prime Coat (MC-30 @ 0.25 GAL/SY)		0.00
A2.07 (Tx360-6.1)	274	SY	8" Reinforced Portland Cement Concrete		0.00

Bid Schedule No. 2 - Total Alternate No. 2: 0.00

BID SUMMARY 1:

	Subtotal
Subtotal Bid Schedule No. 1 (HMAC PAVEMENT SECTION) - Base Bid:	
Subtotal Bid Schedule No. 1 (HMAC PAVEMENT SECTION) - Alternate No. 1:	
Subtotal Bid Schedule No. 1 (HMAC PAVEMENT SECTION) - Alternate No. 2:	

Bid Schedule No. 1 Total: _____

BID SUMMARY 2:

	Subtotal
Subtotal Bid Schedule No. 2 (PCC PAVEMENT SECTION) - Base Bid:	
Subtotal Bid Schedule No. 2 (PCC PAVEMENT SECTION) - Alternate No. 1:	
Subtotal Bid Schedule No. 2 (PCC PAVEMENT SECTION) - Alternate No. 2:	

Bid Schedule No. 2 Total: _____

It is understood the quantities of work to be done at unit prices are approximate and are intended for bidding purposes only.

Bidders must bid on all bid schedules and alternates.

Bidders understand the Agent reserves the right to reject any irregular bid and the right to waive technicalities if such waiver is in the best interest of the Owner or Agent and conforms to State and local laws and ordinances pertaining to the letting of construction contracts. Funding availability will be considered in selecting the bid award. The bidder agrees this bid shall be honored and may not be withdrawn for a period of 60 calendar days after the scheduled closing time for receiving bids.

Upon receipt of the written "Notice of Award", the bidder will execute the formal contract agreement within 14 days and deliver a surety bond or bonds as required under the contract documents. The bid security attached, two percent (2%) of the total bid price stated in the bid, in the sum of $ 000.00 is to become the property of the Agent in the event the contract is not executed as set forth in the contract documents as liquidated damages for the delay and additional expense caused thereby.

Bidder hereby agrees to commence work under this contract on or before a date to be specified in a written "Notice to Proceed" and to fully complete the project within 120 calendar days thereafter. 20 additional calendar days will be added to the contract if Alternate No. 1 is awarded. 10 additional calendar days will be added to the contract if Alternate No. 2 is awarded. Bidder further agrees to pay as liquidated damages to the sum of $1,000 for each calendar day to complete the work beyond the allotted time or as extended by an approved Change Order.

By submission of a bid under this solicitation, bidder certifies the only persons or parties interested in this proposal are those named and the bidder has not directly or indirectly participated in collusion, entered into an agreement or otherwise taken any action in restraint of free competitive bidding in connection with the project.

Signature	Title
Printed Name	Phone
Mailing Address	City, State, Zip Code

Addendum:

The undersigned Bidder certifies that he has acknowledged the addendum(s) to the contract as indicated below.

Addendum No. _____	Dated: _____
Addendum No. _____	Dated: _____
Addendum No. _____	Dated: _____

Qualification Acknowledgment:

The undersigned Bidder certifies they are a prequalified bidder with the Texas Department of Transportation (TxDOT) and is on the current TxDOT "Bidder's List" as indicated below:

☐ Full Prequalification

☐ Bidder's Questionnaire

OR

The undersigned Bidder is not a pre-qualified TxDOT bidder and has enclosed the bidder's qualifications per General Provision 20-02, Prequalification of Bidders.

☐ I have enclosed qualification statements.

Qualification Acknowledgment Signature:

Signature	Title
Mailing Address	City, State, Zip Code

Note: The bidder may also submit an electronically printed bid. The bid must have pay items in the same order and with the exact information as on this bid form. If submitting an electronically printed bid, please submit qualification/signature page. The bidder is responsible for incorrect information and will be considered non-responsive if pay items are incorrect.

Lock Form
(TxDOT Use Only)

Submit by E-mail

SUMMARY OF QUANTITIES

BID SCHEDULE NO. 1 (HMAC PAVEMENT SECTION)

Item No.	Spec. No.	Description	Units	Estimated Quantities
Base Bid - Parallel Taxiway Relocation:				
1.01	C-102-5.1	Stabilized Construction Exit	EA	1
1.02	C-102-5.1	Stabilized Construction Exit	EA	1
1.03	C-102-5.2	Filter Fabric Fence	LF	256
1.04	C-102-5.3	Inlet Protection Barrier	EA	4
1.05	P-101-5.1	Asphalt Pavement Removal (Full Depth)	SY	9,194
1.06	P-101-5.2	Remove Safety End Treatment for 18" RCP	EA	2
1.07	P-101-5.3	Remove Headwall for 18" RCP	EA	1
1.08	P-152-4.1	Rock Excavation	CY	3,000
1.09	P-152-4.2	Unclassified Excavation	CY	4,500
1.10	P-152-4.3	Borrow Excavation	CY	500
1.11	P-620-5.1	Yellow Pavement Markings (Reflective)	SF	3,800
1.12	P-620-5.2	Black Pavement Markings (Non-Reflective)	SF	710
1.13	P-620-5.3	Pavement Marking Removal	LS	1
1.14	D-701-5.1	18" RCP, ASTM C76, Class III	LF	33
1.15	D-701-5.2	24" RCP, ASTM C76, Class III	LF	188
1.16	D-705-5.1	6" PVC Pipe Underdrains, ASTM F949	LF	3,914
1.17	D-751-5.1	3' x 3' Grate Inlet Structure	EA	3
1.18	D-751-5.1	3' x 3' Junction Box	EA	1
1.19	T-901-5.1	Temporary Cool Weather Seeding	AC	6
1.20	T-901-5.2	Hydromulch, Seed & Fertilizer for Permanent Application	AC	6
1.21	T-904-5.1	Sodding	SY	2,163
1.22	T-905-5.1	Strip, Stockpile, Reinstall Topsoil	CY	3,467
1.23	L-110-5.1	Two 4" PVC Encased in Concrete (including counterpoise, cable, splices, etc.)	LF	100
1.24	L-110-5.2	Remove Existing 4" PVC Conduit in Trench Including Excavation and Backfill	LF	200
1.25	L-115-5.1	Install Precast Concrete Hand Hole, Including Concrete Encasement	EA	2
1.26	Tx247-6.1	11" Crushed Aggregate Base Course (Type A/Grade 1-2)	SY	9,249
1.27	Tx260-6.1	8" Lime Stabilized Subgrade @ 8% Lime	SY	10,521
1.28	Tx260-6.2	Quicklime	TON	304
1.29	Tx310-6.1	Prime Coat (MC-30 @ 0.25 GAL/SY)	GAL	2,313
1.30	Tx341-6.1	4" HMAC (Type D)	TON	1,890
1.31	KSA-100-3.1	Mobilization	LS	1
1.32	KSA-105-3.1	Barricades	LS	1
1.33	KSA-701-5.1	Taxiway Retroreflective Markers (Green)	EA	52
1.34	KSA-702-5.1	Aircraft Tie-Down Anchors	EA	39
1.35	SEE PLANS	Remove Existing Tie-Down Anchors	EA	39
1.36	SEE PLANS	Rock Rip Rap	SY	210
1.37	SEE PLANS	Erosion Control Matting	SY	100

Item No.	Spec. No.	Description	Units	Estimated Quantities
Alternate No. 1 - Connector Taxiway From North Parallel Taxiway to North Hangar Area:				
A1.01	P-152-4.1	Rock Excavation	CY	590
A1.02	P-152-4.2	Unclassified Excavation	CY	400
A1.03	P-152-4.3	Borrow Excavation	CY	400
A1.04	D-705-5.1	6" PVC Pipe Underdrains, ASTM F949	LF	504
A1.05	Tx247-6.1	11" Crushed Aggregate Base Course (Type A/Grade 1-2)	SY	801
A1.06	Tx260-6.1	8" Lime Stabilized Subgrade @ 8% Lime	SY	915
A1.07	Tx260-6.2	Quicklime	TON	27
A1.08	Tx310-6.1	Prime Coat (MC-30 @ 0.25 GAL/SY)	GAL	201
A1.09	Tx341-6.1	4" HMAC (Type D)	TON	163
A1.10	KSA-701-5.1	Taxiway Retroreflective Markers (Green)	EA	16

Item No.	Spec. No.	Description	Units	Estimated Quantities
Alternate No. 2 - Grass Island Pavement:				
A2.01	P-152-4.2	Unclassified Excavation	CY	50
A2.02	P-152-4.3	Borrow Excavation	CY	50
A2.03	P-605-5.1	Joint Sealant	LF	638
A2.04	Tx260-6.1	8" Lime Stabilized Subgrade @ 8% Lime	SY	283
A2.05	Tx260-6.2	Quicklime	TON	9
A2.06	Tx310-6.1	Prime Coat (MC-30 @ 0.25 GAL/SY)	GAL	71
A2.07	Tx360-6.1	8" Reinforced Portland Cement Concrete	SY	274

BID SCHEDULE NO. 2 (PCC PAVEMENT SECTION)

Item No.	Spec. No.	Description	Units	Estimated Quantities
Base Bid - Parallel Taxiway Relocation:				
1.01	C-100-14.1	Contractor Quality Control Program (CQCP)	LS	1
1.02	C-102-5.1	Stabilized Construction Exit	EA	1
1.03	C-102-5.2	Filter Fabric Fence	LF	256
1.04	C-102-5.3	Inlet Protection Barrier	EA	4
1.05	P-101-5.1	Asphalt Pavement Removal (Full Depth)	SY	9,194
1.06	P-101-5.2	Remove Safety End Treatment for 18" RCP	EA	2
1.07	P-101-5.3	Remove Headwall for 18" RCP	EA	1
1.08	P-152-4.1	Rock Excavation	CY	2,000
1.09	P-152-4.2	Unclassified Excavation	CY	4,300
1.10	P-152-4.3	Borrow Excavation	CY	400
1.11	P-605-5.1	Joint Sealant	LF	14,543
1.12	P-620-5.1	Yellow Pavement Markings (Reflective)	SF	3,800
1.13	P-620-5.2	Black Pavement Markings (Non-Reflective)	SF	710
1.14	P-620-5.3	Pavement Marking Removal	LS	1
1.15	D-701-5.1	18" RCP, ASTM C76, Class III	LF	33
1.16	D-701-5.2	24" RCP, ASTM C76, Class III	LF	188
1.17	D-751-5.1	3' x 3' Grate Inlet Structure	EA	3
1.18	D-751-5.1	3' x 3' Junction Box	EA	1
1.19	T-901-5.1	Temporary Cool Weather Seeding	AC	6
1.20	T-901-5.2	Hydromulch, Seed & Fertilizer for Permanent Application	AC	6
1.21	T-904-5.1	Sodding	SY	2,163
1.22	T-905-5.1	Strip, Stockpile, Reinstall Topsoil	CY	3,467
1.23	L-110-5.1	Two 4" PVC Encased in Concrete (including counterpoise, cable, splices, etc.)	LF	100
1.24	L-110-5.2	Remove Existing 4" PVC Conduit in Trench Including Excavation and Backfill	LF	200
1.25	L-115-5.1	InstallPrecast Concrete Hand Hole, Including Concrete Encasement	EA	2
1.26	Tx260-6.1	8" Lime Stabilized Subgrade @ 8% Lime	SY	9,260
1.27	Tx260-6.2	Quicklime	TON	267
1.28	Tx310-6.1	Prime Coat (MC-30 @ 0.25 GAL/SY)	GAL	2,315
1.29	Tx360-6.1	8" Reinforced Portland Cement Concrete	SY	8,406
1.30	KSA-100-3.1	Mobilization	LS	1
1.31	KSA-105-3.1	Barricades	LS	1
1.32	KSA-701-5.1	Taxiway Retroreflective Markers (Green)	EA	52
1.33	KSA-702-5.1	Aircraft Tie-Down Anchors	EA	39
1.34	SEE PLANS	Remove Existing Tie-Down Anchors	EA	39
1.35	SEE PLANS	Rock Rip Rap	SY	210
1.36	SEE PLANS	Erosion Control Matting	SY	100

Item No.	Spec. No.	Description	Units	Estimated Quantities
Alternate No. 1 - Connector Taxiway From North Parallel Taxiway to North Hangar Area:				
A1.01	P-152-4.1	Rock Excavation	CY	380
A1.02	P-152-4.2	Unclassified Excavation	CY	400
A1.03	P-152-4.3	Borrow Excavation	CY	200
A1.04	P-605-5.1	Joint Sealant	LF	1,496
A1.05	Tx260-6.1	8" Lime Stabilized Subgrade @ 8% Lime	SY	849
A1.06	Tx260-6.2	Quicklime	TON	25
A1.07	Tx310-6.1	Prime Coat (MC-30 @ 0.25 GAL/SY)	GAL	213
A1.08	Tx360-6.1	8" Reinforced Portland Cement Concrete	SY	768
A1.09	KSA-701-5.1	Taxiway Retroreflective Markers (Green)	EA	16

Item No.	Spec. No.	Description	Units	Estimated Quantities
Alternate No. 2 - Grass Island Pavement:				
A2.01	P-152-4.2	Unclassified Excavation	CY	50
A2.02	P-152-4.3	Borrow Excavation	CY	50
A2.03	P-605-5.1	Joint Sealant	LF	638
A2.04	Tx260-6.1	8" Lime Stabilized Subgrade @ 8% Lime	SY	283
A2.05	Tx260-6.2	Quicklime	TON	9
A2.06	Tx310-6.1	Prime Coat (MC-30 @ 0.25 GAL/SY)	GAL	71
A2.07	Tx360-6.1	8" Reinforced Portland Cement Concrete	SY	274

INDEX OF SHEETS

Sheet List Table

Sheet Number	Sheet Title
01	COVER SHEET
02	SUMMARY OF QUANTITIES AND INDEX OF SHEETS
03	GENERAL NOTES
04	AIRPORT LAYOUT DRAWING
05	PROJECT LAYOUT
06	SURVEY AND ALIGNMENT CONTROL PLAN
07	PHASING PLAN
08	PHASING DETAILS
09	CONSTRUCTION SAFETY PHASING PLAN (SHEET 1 OF 2)
10	CONSTRUCTION SAFETY PHASING PLAN (SHEET 2 OF 2)
11	DEMOLITION PLAN
12	PAVING, GRADING AND DRAINAGE PLAN
13	STORM WATER DETAILS
14	PAVING DETAILS
15	FAA DESIGN FORM 5100-1 TAXIWAY PAVEMENT (SHEET 1 OF 4)
16	FAA DESIGN FORM 5100-1 TAXIWAY PAVEMENT (SHEET 2 OF 4)
17	FAA DESIGN FORM 5100-1 TAXIWAY PAVEMENT (SHEET 3 OF 4)
18	FAA DESIGN FORM 5100-1 TAXIWAY PAVEMENT (SHEET 4 OF 4)
19	PARALLEL TAXIWAY PLAN AND PROFILE - 1 OF 5
20	PARALLEL TAXIWAY PLAN AND PROFILE - 2 OF 5
21	PARALLEL TAXIWAY PLAN AND PROFILE - 3 OF 5
22	PARALLEL TAXIWAY PLAN AND PROFILE - 4 OF 5
23	PARALLEL TAXIWAY PLAN AND PROFILE - 5 OF 5
24	PARALLEL TAXIWAY CROSS SECTIONS (1 OF 5)
25	PARALLEL TAXIWAY CROSS SECTIONS (2 OF 5)
26	PARALLEL TAXIWAY CROSS SECTIONS (3 OF 5)
27	PARALLEL TAXIWAY CROSS SECTIONS (4 OF 5)
28	PARALLEL TAXIWAY CROSS SECTIONS (5 OF 5)
29	CROSS TAXIWAY 1 PLAN AND PROFILE
30	CROSS TAXIWAY 1 CROSS SECTIONS
31	JOINTING AND SPOT ELEVATIONS 1
32	JOINTING AND SPOT ELEVATIONS 2
33	CONCRETE PAVEMENT JOINTING DETAILS
34	MARKING PLAN
35	MARKING DETAILS
36	TIEDOWN ANCHOR PLAN AND DETAILS
37	STORM WATER POLLUTION PREVENTION PLAN DETAILS
38	STORM WATER POLLUTION PREVENTION PLAN LAYOUT
39	STORM WATER POLLUTION PREVENTION PLAN DETAILS
E01	ELECTRICAL MODIFICATION PLAN
E02	ELECTRICAL DETAILS

MARK | REVISION | DATE

CHEROKEE COUNTY AIRPORT, RUSK, TEXAS - PARALLEL TAXIWAY RELOCATION ~ PROJECT 1

SHEET NAME: SUMMARY OF QUANTITIES AND INDEX OF SHEETS

PROJECT NAME: CHEROKEE COUNTY AIRPORT PARALLEL TAXIWAY RELOCATION ~ PROJECT 1 RUSK, TEXAS

DRAWN BY: AJ
DESIGNED BY: NM
LATEST REVISION: 05-15-2020
KSA JOB NO.: CCA.013

KSA
107 W. Lufkin Avenue, Suite 205
Lufkin, Texas 75901
T. 936-637-6061 F. 888-224-9418
www.ksaeng.com

STATE OF TEXAS
NATHAN T. MIKELL
136408
LICENSED PROFESSIONAL ENGINEER
07-14-2020

SEAL:
TBPE Firm Registration No. F-1356

SHEET NO.

02

PHASING LEGEND

	PHASE 1 CONSTRUCTION LIMITS [1]
	LIGHTED BARRICADE LOCATIONS
	CONTRACTOR'S STAGING AND STORAGE AREA
	CONTRACTOR ACCESS ROUTE
	STABILIZED CONSTRUCTION ENTRANCE/EXIT
	FLAGMAN

[1] LIMITS OF CONSTRUCTION SHOWN REFLECT LIMITS OF GRADING, PAVEMENT DEMO AND PAVEMENT CONSTRUCTION. THE LIMITS ENCOMPASSING MARKING REMOVAL/INSTALLATION AND AIRCRAFT TIE-DOWN ANCHOR REMOVAL/INSTALLATION ARE NOT SHOWN. THE SCHEDULE FOR THESE ACTIVITIES AND THE LOCATIONS OF BARRICADES SHALL BE COORDINATED WITH THE AIRPORT, ENGINEER, AND RPR A MINIMUM OF 14 DAYS PRIOR TO THE COMMENCEMENT OF THESE CONSTRUCTION ACTIVITIES.

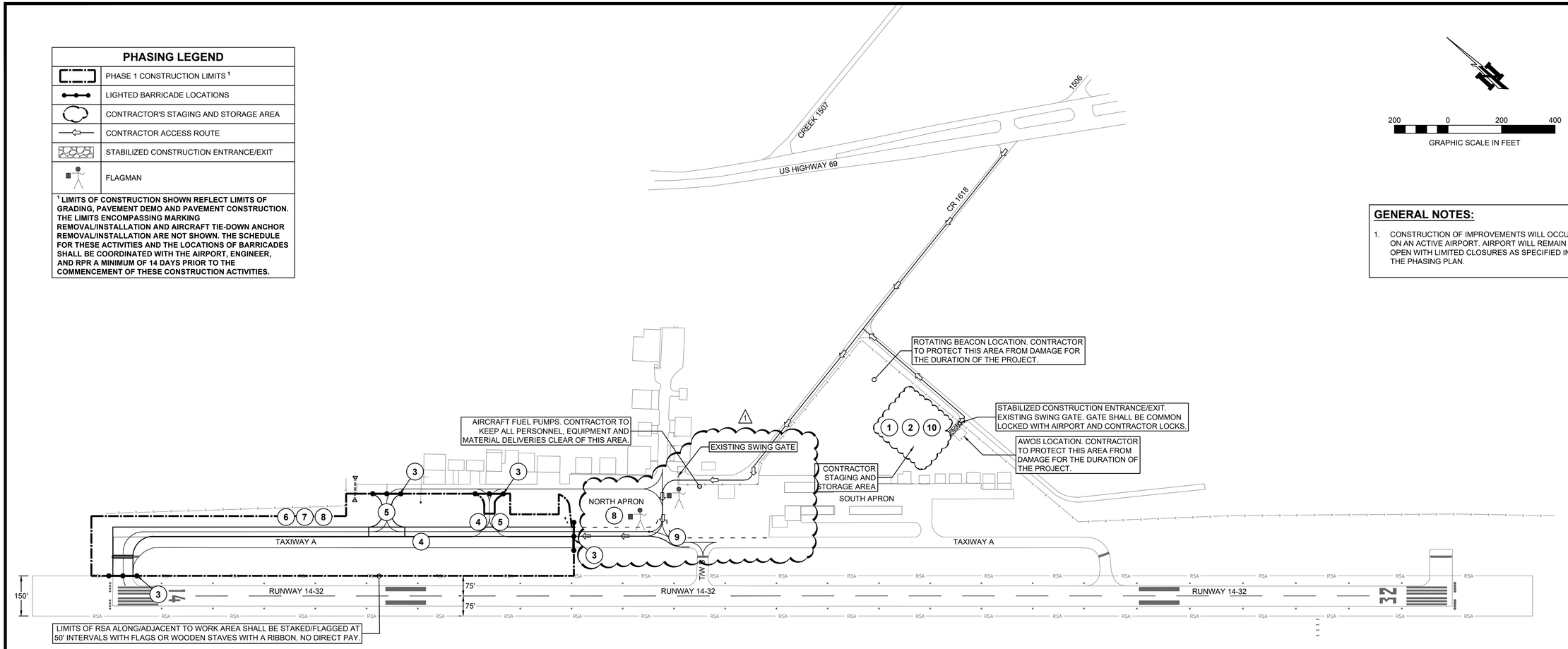

200 0 200 400

GRAPHIC SCALE IN FEET

GENERAL NOTES:

1. CONSTRUCTION OF IMPROVEMENTS WILL OCCUR ON AN ACTIVE AIRPORT. AIRPORT WILL REMAIN OPEN WITH LIMITED CLOSURES AS SPECIFIED IN THE PHASING PLAN.

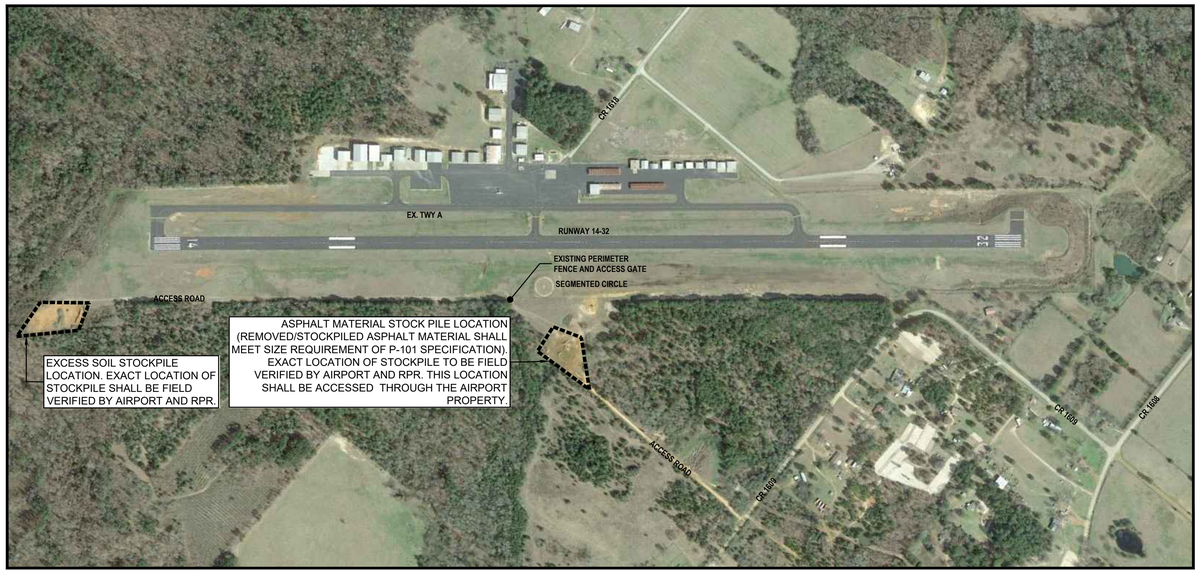

STOCKPILE LOCATIONS

PHASE 1 (120 CALENDAR DAYS = BASE BID, 140 CALENDAR DAYS = BASE BID + ALT. 1, 150 CALENDAR DAYS = BASE BID + ALT. 1 + ALT. 2):

1. FILE STORMWATER POLLUTION PREVENTION PERMIT, ESTABLISH CONTRACTOR STAGING & STORAGE AREA, INCLUDING STABILIZED CONSTRUCTION EXIT. THEN,
2. ISSUE NOTICE TO AIRMEN (NOTAM) MINIMUM OF 24 HOURS MAXIMUM OF 72 HOURS PRIOR TO CONSTRUCTION ACTIVITIES. COORDINATE WITH RPR WHO WILL COORDINATE WITH MR. CLINT GOFF, AIRPORT MANAGER. NOTAM SHOULD STATE CONSTRUCTION ACTIVITIES TAKING PLACE ON NORTH HANGAR ACCESS TAXIWAY, PARALLEL TAXIWAY AND RUNWAY 14 CONNECTOR TAXIWAY. CONSTRUCTION ACTIVITIES CANNOT BEGIN UNTIL NOTAM IS IN PLACE. THEN,
3. INSTALL BARRICADES AND EROSION CONTROL MEASURES. THEN,
4. CONDUCT DEMOLITION OF EXISTING PAVEMENT. AND,
5. CONSTRUCT CONNECTOR TAXIWAY PAVEMENTS. AND,
6. CONSTRUCT PARALLEL TAXIWAY PAVEMENT. THEN,
7. CONDUCT TURFING INSTALLATION. AND,
8. CONDUCT MARKING REMOVAL AND INSTALLATION. AND,
9. CONDUCT AIRCRAFT TIE-DOWN ANCHOR REMOVAL AND INSTALLATION. THEN.
10. UPON COMPLETION OF ALL WORK IN PHASE 1, CONDUCT DEMOBILIZATION OPERATIONS AND NOTIFY THE RPR AND THE NOTAM WILL BE CANCELED.

NOTES:

1. REFERENCE AC 150/5370-2G, "OPERATIONAL SAFETY ON AIRPORTS DURING CONSTRUCTION".
2. CONTRACTOR SHALL COORDINATE ALL CONSTRUCTION ACTIVITIES THAT IMPACT AIRPORT OPERATIONS A MINIMUM OF 2 WEEKS PRIOR THE COMMENCEMENT OF THOSE CONSTRUCTION ACTIVITIES.
3. CONTRACTOR SHALL PROVIDE A CONSTRUCTION SCHEDULE AT THE PRE-CONSTRUCTION MEETING THAT SHOWS ALL CONSTRUCTION ACTIVITIES, SPECIFICALLY CALLING ATTENTION TO THE CONSTRUCTION ACTIVITIES IMPACTING AIRPORT OPERATIONS. CONTRACTOR SHALL UPDATE OVERALL CONSTRUCTION SCHEDULE ON A WEEKLY BASIS, AND PROVIDE TO THE ENGINEER AND AIRPORT.
4. CONTRACTOR SHALL ADJUST BARRICADES AS DIRECTED BY THE ENGINEER OR RPR.
5. CONTRACTOR'S CONSTRUCTION ACTIVITIES SHALL NOT RESTRICT EXISTING STORM WATER FLOW PATTERNS.
6. BARRICADE LOCATIONS SHOWN DO NOT INDICATE NUMBER OF BARRICADES TO BE INSTALLED. INSTALLATION SHALL BE IN ACCORDANCE WITH DETAIL ON SAFETY PHASING NOTES AND DETAILS SHEET.
7. CONSTRUCTION TRAFFIC SHALL STAY ON THE DESIGNATED ROUTES. FLAGMEN SHALL BE USED TO GUIDE CONSTRUCTION EQUIPMENT, MATERIAL DELIVERY AND PERSONNEL ACROSS ACTIVE AIRPORT PAVEMENTS.

MARK	REVISION	DATE
1	ADDENDUM NO. 1	07/14/20

\\KSA-SUG-SERVER\PROJECTS\CCA013007 TRANSFERS\01 ADMIN\04 - PROJECT MANAGEMENT\01 - PLANS\CCA013-CLO-PHAS DWG\ PHAS 1 | 7/15/2020 - 3:38 PM
DRAWING PATH\NAME | LAYOUT | PLOT DATE - TIME

SHEET NAME: PHASING PLAN

CHEROKEE COUNTY AIRPORT, RUSK, TEXAS - PARALLEL TAXIWAY RELOCATION ~ PROJECT 1

PROJECT NAME: CHEROKEE COUNTY AIRPORT PARALLEL TAXIWAY RELOCATION ~ PROJECT 1 RUSK, TEXAS

DRAWN BY:	AJ
DESIGNED BY:	NM
LATEST REVISION:	05-15-2020
KSA JOB NO.:	CCA.013

KSA
107 W. Lufkin Avenue, Suite 205
Lufkin, Texas 75901
T. 936-637-4061 F. 888-224-9418
www.ksaeng.com

STATE OF TEXAS
NATHAN T. MIKELL
136408
LICENSED
PROFESSIONAL ENGINEER
07-14-2020

SEAL:
TBPE Firm Registration No. F-1356

SHEET NO.
07

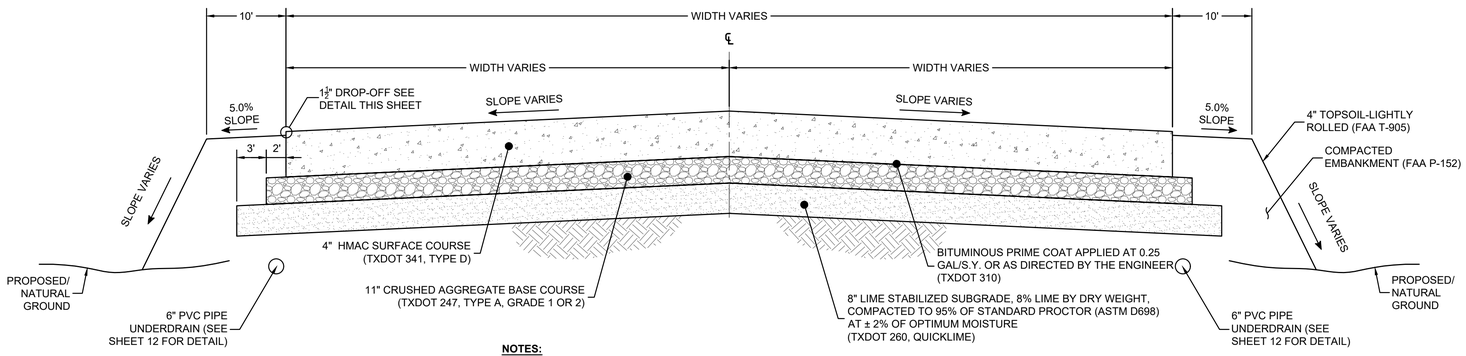

NOTES:

1. SEE GRADING PLAN, AND PLAN AND PROFILE SHEETS FOR ADDITIONAL GRADING INFORMATION.
2. SEE JOINT LAYOUT PLAN AND JOINT DETAILS FOR ELEVATIONS OF TAXIWAY PAVEMENT ON SHEET 25 - 26.

1 PROPOSED HMAC TAXIWAY PAVEMENT SECTION (BID SCHEDULE NO. 1)

N.T.S.

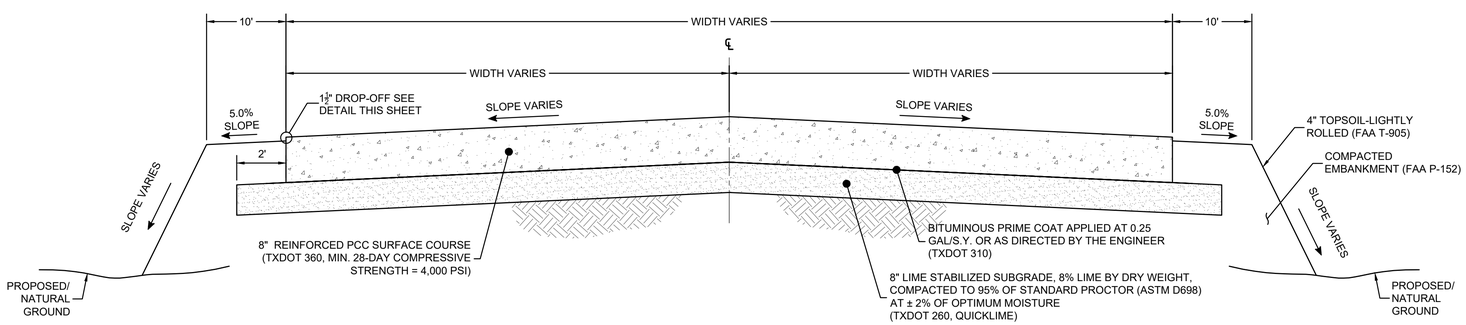

NOTES:

1. SEE GRADING PLAN, AND PLAN AND PROFILE SHEETS FOR ADDITIONAL GRADING INFORMATION.
2. SEE JOINT LAYOUT PLAN FOR TAXIWAY PAVEMENT ELEVATIONS ON SHEET 25 - 26.

2 PROPOSED PCC TAXIWAY PAVEMENT SECTION (BID SCHEDULE NO. 2)

N.T.S.

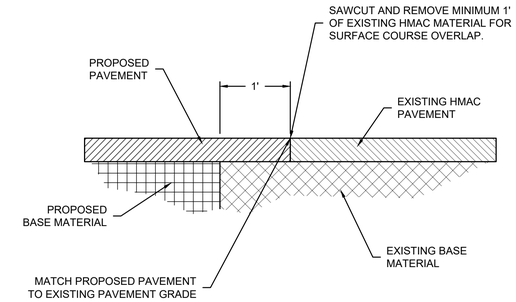

3 SAWCUT DETAIL

N.T.S.

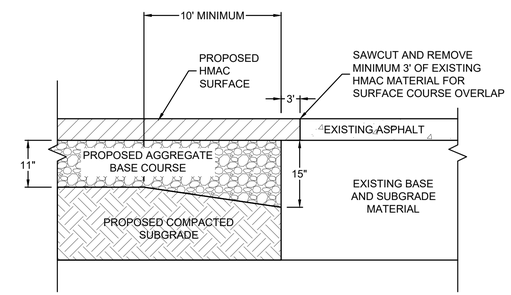

4 PROPOSED HMA TO EXISTING HMA PAVEMENT TRANSITION DETAIL

N.T.S.

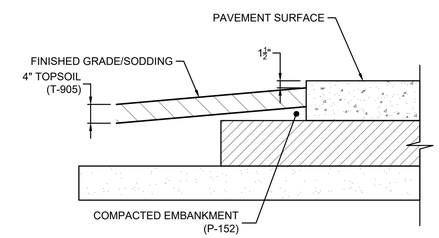

NOTES:

1. PROVIDE 1½" DROP-OFF FROM TOP OF PAVEMENT TO ADJACENT FINISHED GRADE AT EDGE OF ALL PAVEMENT CONSTRUCTED IN THIS PROJECT.
2. SUFFICIENT TOPSOIL MAY NOT BE AVAILABLE ON THE AIRPORT SITE. THE CONTRACTOR SHALL SUPPLY TOPSOIL FROM OFF-SITE AS REQUIRED. TOPSOIL MUST MEET THE REQUIREMENTS OF T-905.
3. THE TOPSOIL SHALL BE LIGHTLY ROLLED INTO PLACE.
4. ALL TOPSOILED AREAS SHALL BE TREATED WITH SEED AND FERTILIZER IN ACCORDANCE WITH T-901.
5. UPON COMPLETION OF CONSTRUCTION, INSTALL SOD (T-904) ADJACENT TO THE EDGE OF PAVEMENT. REFER TO STORM WATER POLLUTION PREVENTION PLAN LAYOUT FOR EXTENTS OF SODDING.

5 PAVEMENT DROP-OFF DETAIL

N.T.S.

MARK	REVISION	DATE
1	ADDENDUM NO. 1	07/14/20

\\KSA-SUG-SERVER\PROJECTS\CCA013007 TRANSFERS\01 WORKING\MIKELL\CCA013-C-DT-PAVE DTLS\ 7/15/2020 - 3:37 PM
CCA013-C-DT-PAVE DWG \ PAVE DTLS \ 7/15/2020 - 3:37 PM
DRAWING PATHNAME | LAYOUT | PLOT DATE - TIME

CHEROKEE COUNTY AIRPORT, RUSK, TEXAS - PARALLEL TAXIWAY RELOCATION ~ PROJECT 1

SHEET NAME: STORM WATER DETAILS

PROJECT NAME: CHEROKEE COUNTY AIRPORT PARALLEL TAXIWAY RELOCATION ~ PROJECT 1 RUSK, TEXAS

DRAWN BY:	AJ
DESIGNED BY:	NM
LATEST REVISION:	05-15-2020
KSA JOB NO.:	CCA.013

KSA
107 W. Loftin Avenue, Suite 205
Lufkin, Texas 75901
T. 936-637-0061 F. 888-224-9418
www.ksaeng.com

STATE OF TEXAS
NATHAN T. MIKELL
136408
LICENSED
PROFESSIONAL ENGINEER
07-14-2020

SEAL:
TBPE Firm Registration No. F-1356

SHEET NO.
14

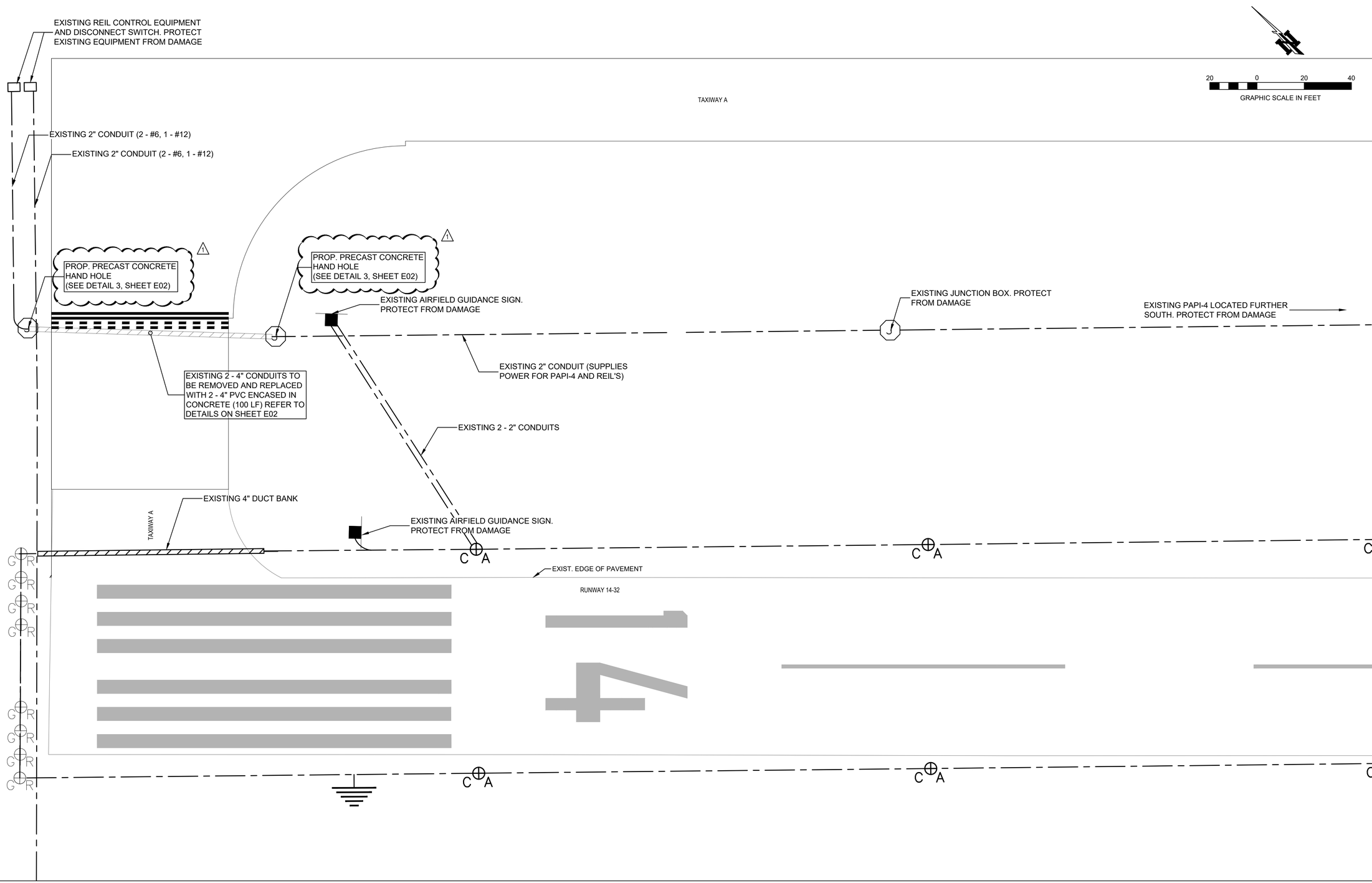

MARK	REVISION	DATE
1	ADDENDUM NO. 1	07/14/20

\\KSA-SUG-SERVER\PROJECTS\CCA013007 TRANSFERS\01 WORKING\ALL PROJECTS\SHEETS\CCA013-007-E-01.DWG - STANDARD: CCA013-CLO-ELEC.DWG | ELEC LAYOUT | PAGE\CCA013-CLO-ELEC LAYOUT | PLOT DATE - TIME

ELECTRICAL MODIFICATION PLAN

SHEET NAME:

CHEROKEE COUNTY AIRPORT
PARALLEL TAXIWAY
RELOCATION ~ PROJECT 1
RUSK, TEXAS

PROJECT NAME:

CHEROKEE COUNTY AIRPORT, RUSK, TEXAS - PARALLEL TAXIWAY RELOCATION ~ PROJECT 1

DRAWN BY:	AJ
DESIGNED BY:	NM
LATEST REVISION:	05-15-2020
KSA JOB NO.:	CCA013

KSA
107 W. Loop 281 Avenue, Suite 205
Longview, Texas 75601
T. 936-637-4061 F. 888-224-9418
www.ksaeng.com

STATE OF TEXAS
NATHAN T. MIKELL
136408
LICENSED
PROFESSIONAL ENGINEER
07-14-2020

SEAL:
TBPE Firm Registration No. F-1356

SHEET NO.
E01

Modifications to Item 260

Lime Treatment (Road-Mixed)

This modification page modifies, amplifies, or amends the technical specifications and plans. In the event of discrepancy, this modification shall take precedence over the plans and the technical specifications.

General 260 This item is from "Standard Specifications for Construction and Maintenance of Highways, Streets and Bridges" 2014 edition, Texas Department of Transportation (TxDOT Specifications). Any references to other items within the body of this specification also refer to the TxDOT specifications.

Paragraph 260.2.1.LIME: Only lime meeting the requirements of Quicklime shall be used on this project.

Paragraph 260.2.6.MIX DESIGN: The lime content for treating the subgrade shall be the percentage shown in the plans.

Paragraph 260.4.5.COMPACTION: Compaction of lime treated subgrade shall be conducted by density control.

Paragraph 260.6.PAYMENT:

Payment will be made under:

TxDOT260-6.1	8" Lime Treated Subgrade @ 8% Lime	Per Square Yard
TxDOT260-6.2	Quicklime	Per Ton

This Page Intentionally Left Blank

Item C-100 Contractor Quality Control Program (CQCP)

100-1 General. Quality is more than test results. Quality is the combination of proper materials, testing, workmanship, equipment, inspection, and documentation of the project. Establishing and maintaining a culture of quality is key to achieving a quality project. The Contractor shall establish, provide, and maintain an effective Contractor Quality Control Program (CQCP) that details the methods and procedures that will be taken to assure that all materials and completed construction required by this contract conform to contract plans, technical specifications and other requirements, whether manufactured by the Contractor, or procured from subcontractors or vendors. Although guidelines are established and certain minimum requirements are specified here and elsewhere in the contract technical specifications, the Contractor shall assume full responsibility for accomplishing the stated purpose.

The Contractor shall establish a CQCP that will:

a. Provide qualified personnel to develop and implement the CQCP.

b. Provide for the production of acceptable quality materials.

c. Provide sufficient information to assure that the specification requirements can be met.

d. Document the CQCP process.

The Contractor shall not begin any construction or production of materials to be incorporated into the completed work until the CQCP has been reviewed and approved by the Engineer ~~Resident Project Representative (RPR)~~. No partial payment will be made for materials subject to specific quality control (QC) requirements until the CQCP has been reviewed and approved.

The QC requirements contained in this section and elsewhere in the contract technical specifications are in addition to and separate from the quality assurance (QA) testing requirements. QA testing requirements are the responsibility of the Engineer, RPR or Contractor as specified in the specifications.

A Quality Control (QC)/Quality Assurance (QA) workshop with the Engineer, Resident Project Representative (RPR), Contractor, subcontractors, testing laboratories, and Owner's representative must be held prior to start of construction. The QC/QA workshop will be facilitated by the Contractor. The Contractor shall coordinate with the Airport and the Engineer ~~RPR~~ on time and location of the QC/QA workshop. Items to be addressed, at a minimum, will include:

a. Review of the CQCP including submittals, QC Testing, Action & Suspension Limits for Production, Corrective Action Plans, Distribution of QC reports, and Control Charts.

b. Discussion of the QA program.

c. Discussion of the QC and QA Organization and authority including coordination and information exchange between QC and QA.

d. Establish regular meetings to discuss control of materials, methods and testing.

e. Establishment of the overall QC culture.

100-2 Description of program.

a. General description. The Contractor shall establish a CQCP to perform QC inspection and testing of all items of work required by the technical specifications, including those performed by subcontractors. The CQCP shall ensure conformance to applicable specifications and plans with respect to materials, off-

site fabrication, workmanship, construction, finish, and functional performance. The CQCP shall be effective for control of all construction work performed under this Contract and shall specifically include surveillance and tests required by the technical specifications, in addition to other requirements of this section and any other activities deemed necessary by the Contractor to establish an effective level of QC.

b. Contractor Quality Control Program (CQCP). The Contractor shall describe the CQCP in a written document that shall be reviewed and approved by the Engineer ~~RPR~~ prior to the start of any production, construction, or off-site fabrication. The written CQCP shall be submitted to the Engineer ~~RPR~~ for review and approval at least **[** 14 **]** calendar days before the CQCP Workshop. The Contractor's CQCP and QC testing laboratory must be approved in writing by the Engineer ~~RPR~~ prior to the Notice to Proceed (NTP).

The CQCP shall be organized to address, as a minimum, the following:

(1) QC organization and resumes of key staff

(2) Project progress schedule

(3) Submittals schedule

(4) Inspection requirements

(5) QC testing plan

(6) Documentation of QC activities and distribution of QC reports

(7) Requirements for corrective action when QC and/or QA acceptance criteria are not met

(8) Material quality and construction means and methods. Address all elements applicable to the project that affect the quality of the pavement structure including subgrade, subbase, base, and surface course. Some elements that must be addressed include, but is not limited to mix design, aggregate grading, stockpile management, mixing and transporting, placing and finishing, quality control testing and inspection, smoothness, laydown plan, equipment, and temperature management plan.

The Contractor must add any additional elements to the CQCP that is necessary to adequately control all production and/or construction processes required by this contract.

100-3 CQCP organization. The CQCP shall be implemented by the establishment of a QC organization. An organizational chart shall be developed to show all QC personnel, their authority, and how these personnel integrate with other management/production and construction functions and personnel.

The organizational chart shall identify all QC staff by name and function, and shall indicate the total staff required to implement all elements of the CQCP, including inspection and testing for each item of work. If necessary, different technicians can be used for specific inspection and testing functions for different items of work. If an outside organization or independent testing laboratory is used for implementation of all or part of the CQCP, the personnel assigned shall be subject to the qualification requirements of paragraphs 100-03a and 100-03b. The organizational chart shall indicate which personnel are Contractor employees and which are provided by an outside organization.

The QC organization shall, as a minimum, consist of the following personnel:

a. Program Administrator. The Contractor Quality Control Program Administrator (CQCPA) must be a full-time **[** on-site **]** employee of the Contractor, or a consultant engaged by the Contractor. The CQCPA must have a minimum of five (5) years of experience in QC pavement construction with prior QC experience on a project of comparable size and scope as the contract.

Included in the five (5) years of paving/QC experience, the CQCPA must meet at least one of the following requirements:

(1) Professional Engineer with one (1) year of airport paving experience.

(2) Engineer-in-training with two (2) years of airport paving experience.

(3) National Institute for Certification in Engineering Technologies (NICET) Civil Engineering Technology Level IV with three (3) years of airport paving experience.

(4) An individual with four (4) years of airport paving experience, with a Bachelor of Science Degree in Civil Engineering, Civil Engineering Technology or Construction.

The CQCPA must have full authority to institute any and all actions necessary for the successful implementation of the CQCP to ensure compliance with the contract plans and technical specifications. The CQCPA authority must include the ability to immediately stop production until materials and/or processes are in compliance with contract specifications. The CQCPA must report directly to a principal officer of the construction firm. The CQCPA may supervise the Quality Control Program on more than one project provided that person can be at the job site within two (2) hours after being notified of a problem.

b. QC technicians. A sufficient number of QC technicians necessary to adequately implement the CQCP must be provided. These personnel must be either Engineers, engineering technicians, or experienced craftsman with qualifications in the appropriate field equivalent to NICET Level II in Civil Engineering Technology or higher, and shall have a minimum of two (2) years of experience in their area of expertise.

The QC technicians must report directly to the CQCPA and shall perform the following functions:

(1) Inspection of all materials, construction, plant, and equipment for conformance to the technical specifications, and as required by paragraph 100-6.

(2) Performance of all QC tests as required by the technical specifications and paragraph 100-8.

(3) Performance of tests for the Engineer and RPR when required by the technical specifications.

Certification at an equivalent level of qualification and experience by a state or nationally recognized organization will be acceptable in lieu of NICET certification.

c. Staffing levels. The Contractor shall provide sufficient qualified QC personnel to monitor each work activity at all times. Where material is being produced in a plant for incorporation into the work, separate plant and field technicians shall be provided at each plant and field placement location. The scheduling and coordinating of all inspection and testing must match the type and pace of work activity. The CQCP shall state where different technicians will be required for different work elements.

100-4 Project progress schedule. Critical QC activities must be shown on the project schedule as required by Section 80, paragraph 80-03, *Execution and Progress*.

100-5 Submittals schedule. The Contractor shall submit a detailed listing of all submittals (for example, mix designs, material certifications) and shop drawings required by the technical specifications. The listing can be developed in a spreadsheet format and shall include as a minimum:

a. Specification item number

b. Item description

c. Description of submittal

d. Specification paragraph requiring submittal

e. Scheduled date of submittal

100-6 Inspection requirements. QC inspection functions shall be organized to provide inspections for all definable features of work, as detailed below. All inspections shall be documented by the Contractor as specified by paragraph 100-9.

Inspections shall be performed as needed to ensure continuing compliance with contract requirements until completion of the particular feature of work. Inspections shall include the following minimum requirements:

a. During plant operation for material production, QC test results and periodic inspections shall be used to ensure the quality of aggregates and other mix components, and to adjust and control mix proportioning to meet the approved mix design and other requirements of the technical specifications. All equipment used in proportioning and mixing shall be inspected to ensure its proper operating condition. The CQCP shall detail how these and other QC functions will be accomplished and used.

b. During field operations, QC test results and periodic inspections shall be used to ensure the quality of all materials and workmanship. All equipment used in placing, finishing, and compacting shall be inspected to ensure its proper operating condition and to ensure that all such operations are in conformance to the technical specifications and are within the plan dimensions, lines, grades, and tolerances specified. The CQCP shall document how these and other QC functions will be accomplished and used.

100-7 Contractor QC testing facility.

a. For projects that include Item P-401, Item P-403, and Item P-404, the Contractor shall ensure facilities, including all necessary equipment, materials, and current reference standards, are provided that meet requirements in the following paragraphs of ASTM D3666, *Standard Specification for Minimum Requirements for Agencies Testing and Inspecting Road and Paving Materials*:

- 8.1.3 Equipment Calibration and Checks;
- 8.1.9 Equipment Calibration, Standardization, and Check Records;
- 8.1.12 Test Methods and Procedures

b. For projects that include P-501, the Contractor shall ensure facilities, including all necessary equipment, materials, and current reference standards, are provided that meet requirements in the following paragraphs of ASTM C1077, Standard Practice for Agencies Testing Concrete and Concrete Aggregates for Use in Construction and Criteria for Testing Agency Evaluation:

- 7 Test Methods and Procedures
- 8 Facilities, Equipment, and Supplemental Procedures

100-8 QC testing plan. As a part of the overall CQCP, the Contractor shall implement a QC testing plan, as required by the technical specifications. The testing plan shall include the minimum tests and test frequencies required by each technical specification Item, as well as any additional QC tests that the Contractor deems necessary to adequately control production and/or construction processes.

The QC testing plan can be developed in a spreadsheet fashion and shall, as a minimum, include the following:

a. Specification item number (e.g., P-401)

b. Item description (e.g., Hot Mix Asphalt Pavements)

c. Test type (e.g., gradation, grade, asphalt content)

d. Test standard (e.g., ASTM or American Association of State Highway and Transportation Officials (AASHTO) test number, as applicable)

e. Test frequency (e.g., as required by technical specifications or minimum frequency when requirements are not stated)

f. Responsibility (e.g., plant technician)

g. Control requirements (e.g., target, permissible deviations)

The QC testing plan shall contain a statistically-based procedure of random sampling for acquiring test samples in accordance with ASTM D3665. The Engineer and RPR shall be provided the opportunity to witness QC sampling and testing.

All QC test results shall be documented by the Contractor as required by paragraph 100-9.

100-9 Documentation. The Contractor shall maintain current QC records of all inspections and tests performed. These records shall include factual evidence that the required QC inspections or tests have been performed, including type and number of inspections or tests involved; results of inspections or tests; nature of defects, deviations, causes for rejection, etc.; proposed remedial action; and corrective actions taken.

These records must cover both conforming and defective or deficient features, and must include a statement that all supplies and materials incorporated in the work are in full compliance with the terms of the contract. Legible copies of these records shall be furnished to the Engineer and RPR daily. The records shall cover all work placed subsequent to the previously furnished records and shall be verified and signed by the CQCPA.

Contractor QC records required for the contract shall include, but are not necessarily limited to, the following records:

a. Daily inspection reports. Each Contractor QC technician shall maintain a daily log of all inspections performed for both Contractor and subcontractor operations. These technician's daily reports shall provide factual evidence that continuous QC inspections have been performed and shall, as a minimum, include the following:

(1) Technical specification item number and description
(2) Compliance with approved submittals
(3) Proper storage of materials and equipment
(4) Proper operation of all equipment
(5) Adherence to plans and technical specifications
(6) Summary of any necessary corrective actions
(7) Safety inspection.
(8) Photographs and/or video

The daily inspection reports shall identify all QC inspections and QC tests conducted, results of inspections, location and nature of defects found, causes for rejection, and remedial or corrective actions taken or proposed.

The daily inspection reports shall be signed by the responsible QC technician and the CQCPA. The Engineer and RPR shall be provided at least one copy of each daily inspection report on the work day following the day of record. When QC inspection and test results are recorded and transmitted electronically, the results must be archived.

b. Daily test reports. The Contractor shall be responsible for establishing a system that will record all QC test results. Daily test reports shall document the following information:

(1) Technical specification item number and description
(2) Test designation
(3) Location
(4) Date of test
(5) Control requirements
(6) Test results
(7) Causes for rejection

(8) Recommended remedial actions

(9) Retests

Test results from each day's work period shall be submitted to the Engineer and RPR prior to the start of the next day's work period. When required by the technical specifications, the Contractor shall maintain statistical QC charts. When QC daily test results are recorded and transmitted electronically, the results must be archived.

100-10 Corrective action requirements. The CQCP shall indicate the appropriate action to be taken when a process is deemed, or believed, to be out of control (out of tolerance) and detail what action will be taken to bring the process into control. The requirements for corrective action shall include both general requirements for operation of the CQCP as a whole, and for individual items of work contained in the technical specifications.

The CQCP shall detail how the results of QC inspections and tests will be used for determining the need for corrective action and shall contain clear rules to gauge when a process is out of control and the type of correction to be taken to regain process control.

When applicable or required by the technical specifications, the Contractor shall establish and use statistical QC charts for individual QC tests. The requirements for corrective action shall be linked to the control charts.

100-11 Inspection and/or observations by the Engineer and RPR. All items of material and equipment are subject to inspection and/or observation by the Engineer and RPR at the point of production, manufacture or shipment to determine if the Contractor, producer, manufacturer or shipper maintains an adequate QC system in conformance with the requirements detailed here and the applicable technical specifications and plans. In addition, all items of materials, equipment and work in place shall be subject to inspection and/or observation by the Engineer and RPR at the site for the same purpose.

Inspection and/or observations by the Engineer and RPR does not relieve the Contractor of performing QC inspections of either on-site or off-site Contractor's or subcontractor's work.

100-12 Noncompliance.

a. The Engineer ~~Resident Project Representative (RPR)~~ will provide written notice to the Contractor of any noncompliance with their CQCP. After receipt of such notice, the Contractor must take corrective action.

b. When QC activities do not comply with either the CQCP or the contract provisions or when the Contractor fails to properly operate and maintain an effective CQCP, and no effective corrective actions have been taken after notification of non-compliance, the Engineer ~~RPR~~ will recommend the Owner take the following actions:

(1) Order the Contractor to replace ineffective or unqualified QC personnel or subcontractors and/or

(2) Order the Contractor to stop operations until appropriate corrective actions are taken.

METHOD OF MEASUREMENT

100-13 Basis of measurement and payment. **Contractor Quality Control Program (CQCP) is for the personnel, tests, facilities and documentation required to implement the CQCP. The CQCP will be paid as a lump sum with the following schedule of partial payments:**

a. With first pay request, 25% with approval of CQCP and completion of the Quality Control (QC)/Quality Assurance (QA) workshop.

b. When 25% or more of the original contract is earned, an additional 25%.

c. When 50% or more of the original contract is earned, an additional 20%.

d. When 75% or more of the original contract is earned, an additional 20%

e. After final inspection and acceptance of project, the final 10%.

BASIS OF PAYMENT

100-14 Payment will be made under:

Item C-100-14.1 Contractor Quality Control Program (CQCP)

REFERENCES

The publications listed below form a part of this specification to the extent referenced. The publications are referred to within the text by the basic designation only.

National Institute for Certification in Engineering Technologies (NICET)

ASTM International (ASTM)

ASTM C1077	Standard Practice for Agencies Testing Concrete and Concrete Aggregates for Use in Construction and Criteria for Testing Agency Evaluation
ASTM D3665	Standard Practice for Random Sampling of Construction Materials
ASTM D3666	Standard Specification for Minimum Requirements for Agencies Testing and Inspecting Road and Paving Materials

END OF ITEM C-100

Contractor Questions

To: All Plan Holders

Project: Parallel Taxiway Relocation ~ Project 1

Airport: Cherokee County Airport

KSA Project No.: CCA.013

Date: Tuesday, July 14, 2020

Client Project No.: TxDOT CSJ No. 2010JACKS

---

1. Question: The size called for on the precast concrete hand holes does not match the part number listed. Please clarify?
   Response: Please furnish a hand hole that coincides with the size/part number listed on detail 3, sheet E02, or an approved equal.

2. Question: Is there a pay item for the installation of embankment?
   Response: Please reference the P-152 specification. The installation of embankment is not paid for directly but is subsidiary to the unclassified excavation or borrow excavation.

3. Question: What is the amount of embankment that will be needed for the project?
   Response: Bid Schedule 1, Base Bid = ~5,000 CY. Bid Schedule 1, Alternate No. 1 = ~800 CY. Bid Schedule 1, Alternate No. 2 - ~100 CY. Bid Schedule 2, Base Bid = ~4,700 CY. Bid Schedule 2, Alternate No. 1 = ~600 CY. Bid Schedule 2, Alternate No. 2 = ~100 CY.

Pre-Bid Meeting

Airport: Cherokee County Airport

Organizer: Nathan Mikell

Date: Thursday, July 9, 2020 @ 2:00 PM

KSA Project No.: CCA.013

Project: Parallel Taxiway Relocation ~ Project 1

Client Project No.: TxDOT CSJ No. 2010JACKS

I. **Sign In Sheet**

II. **Introductions and Roles**

A. Clint Goff, Cherokee County Airport

B. Paul Slusser, Project Manager, TxDOT Aviation

C. Bob Thurber, P.E., Senior Project Manager, KSA

D. Nathan Mikell, P.E., Senior Project Engineer, KSA

III. **Bidding Procedures**

A. See Notice to Bidders and Instructions to Bidders section in Contract Documents for bidding information.

B. All bidders are encouraged to review all contract documents including Mandatory Federal Contract Provisions, TxDOT General Provisions, Special Provisions, and Specifications.

C. Technical questions/comments should be submitted to Bob Thurber (bthurber@ksaeng.com) or Nathan Mikell (nmikell@ksaeng.com) by Thursday, July 16, 2020, at 5:00 PM. Questions must be in writing and received prior to date mentioned. All questions asked during the pre-bid meeting shall be submitted in writing to KSA for official response.

D. For other information visit the TxDOT Aviation website or call Dawn Denson at 512-416-4526.

E. Sealed bids for the construction of airport improvements at Cherokee County Airport need to be addressed and delivered to the Steven Daughety, County Auditor, 135 S. Main St., 3rd Floor, Rusk, Texas 75785. Bids will be received until 2:00 PM, on July 23rd, 2020 then publicly opened and read aloud in the Cherokee County Courthouse, Commissioner's Courtroom. Any bid received after closing time will be returned unopened.

F. Bid Proposal

1. Bidders must utilize the bid proposal form provided on TxDOT's website.

2. Bidders must provide pricing for the Base Bids and all Alternates. The contract award will be based on the lowest qualified bid plus any combinations of alternates.

G. Bidders shall reference the TxDOT Aviation Division General Construction Contract Provisions as they are part of the contract.

1. http://txdot.gov/inside-txdot/division/aviation/general-provisions.html

H. Addenda

1. Bidders are responsible for checking the TxDOT website regularly to check for any changes to the bid documents, such as Addendums.

I. Contract will be awarded within 60 calendar days from bid opening.

J. Federally funded project

1. The DBE goal for this project is **20%**. Questions regarding DBE Goal percentage and Good Faith Efforts should be directed to Dawn Denson at 512-416-4526.

2. If DBE plan is not supplied with bid, the DBE plan is due within 5 calendar days from bid opening

(Tuesday, July 28, 2020 by 2:00 PM).

3. DBE plans submitted after the bid opening shall be submitted to AVNRFQ@txdot.gov
4. Failure to submit a DBE plan will result in the bid being deemed non-responsive.
5. Wage rate requirements will be required as shown in the Contract Documents.
6. Buy American – Steel and Manufactured Products for Construction Contracts (See Special Notice to Bidders).

K. Bidders List

1. To be placed on the Bidders List for this project, please send an email that includes the TxDOT CSJ No. for this project (2010JACKS), your company name, mailing address, and your phone & fax number to AVNRFQ@txdot.gov.

IV. **Scope of Work**

A. Base Bid for both PCC and HMAC Bid Schedules

1. Construct Parallel Taxiway Pavement
2. Demo Existing Taxiway Pavement
3. Reconfigure Aircraft Tie-Downs
4. Reconfigure Parallel Taxiway and Apron Pavement Markings

B. Alternate No. 1 – Construct Connector Taxiway Pavement

C. Alternate No. 2 – Construct Grass Island Pavement

V. **Site Access / Staging Areas**

A. Site Access and Staging Area

1. Contractor staging area and material storage/stockpile areas shall be at the locations shown on the phasing sheets in the plan set. (Sheet 07)

VI. **Safety and Phasing Plan**

A. Contractor will be required to be in compliance with FAA Advisory Circular 150/5370-2G, Operational Safety on Airports during Construction.

B. Contractor will prepare a Safety Plan Compliance Document that outlines how they intend to comply with the established Construction Safety and Phasing Plan requirements.

C. Contractor to provide heights of construction equipment to Engineer.

D. Phase 1

1. Conduct Demolition of Existing Pavement
2. Construct Connector Taxiway Pavements
3. Construct Parallel Taxiway Pavement
4. Conduct Marking Removal and Installation
5. Conduct Aircraft Tie-Down Anchor Removal and Installation

VII. **Other Information**

A. Contract Time

1. 120 **Calendar** days for Base Bid
2. 0 **Calendar** days will be added to the contract time if Alternate No. 1 is awarded

3. 0 **Calendar** days will be added to the contract time if Alternate No. 2 is awarded
4. Liquidated Damages are **$1000** per calendar day beyond contract time

B. RPR Office (as required per Specification KSA-100)

C. Materials Acceptance by Owner / Materials Quality Control by Contractor

D. Protection of any existing utilities in the project area is the responsibility of the Contractor. Engineer has endeavored to show all known utilities within the Contract documents, but this shall not relieve the Contractor from full responsibility in anticipating all underground obstructions, whether or not shown on the plans. Contractor should call for utility locates and verify locations of all utilities prior to starting construction.

E. SW3P – Contractor's Responsibility

F. Engineer's Construction Estimate

1. Base Bid = $1,262,191.00
2. Alternate 1 = $89,588.00
3. Alternate 2 = $25,918.00

Notes:

KSA

Cherokee County Airport
Parallel Taxiway Relocation ~ Project 1
TxDOT CSJ No. 2010JACKS
Pre-Bid Meeting Sign-In Sheet
Wednesday, July 9, 2020 @ 2:00 PM

NAME	ADDRESS	PHONE	EMAIL
Bob Thurber	KSA	936-637-6061	bthurber@ksainc.com
Francis Kay	Reynolds & Kay	903592-0835	lfk@reynoldskay.com
Hunter Kay	✓ ✓	✓ ✓ ✓	HUNTER@REYNOLDSKAY.COM
Kelvin DeShazo	✓ ✓	✓ ✓	Kelvin@ReynoldsKay.com
Chuck Brown	Foutsco Paving	817.629 0923	cbrown@foutscopaving.com
Clint Goff	Cherokee Co.	903-586-8219	cgoff@cherokeecountyairport.com

CCA.013

Rusk Co WSC