KSA A·DYNAMIC·PERSPECTIVE

8875 Synergy Drive
McKinney, TX 75070
972.542.2995

ADDENDUM NO. 2

TO: ALL PLAN HOLDERS

DATE: October 4th, 2017

PROJECT: Lancaster Regional Airport
New Terminal Building
Lancaster Texas

TxDOT CSJ No. 14TBLANCR-REBID

The plans, specifications, and contract documents are modified as described below. All bidders shall acknowledge receipt of this and all other addenda on page _3 of 4_ of the Bid Form. This addendum becomes a part of the contract documents. All provisions of the original plans, specifications, and contract documents shall remain in full force and effect, except as modified by this addendum.

Period for questions is closed as of issuance of this Addendum.

Request for Clarification:

1. Question 1:
   a. There is no Division 27 (Structured Cabling and Audio/Visual) is the owner performing the Div 27 Scope?
      i. There is no Division 27 (Structured Cabling and Audio/Visual) specification provided. However, there are coordination and rough-in requirements (junction boxes, etc.) provided as part of the electrical scope of work for future security equipment/devices. Refer to all drawings for proper coordination. General Contractor may interface with outside forces for coordination of security equipment during the course of construction.
2. Question 2 and 3:
   a. I am in building connected reviewing the plans and I am not having much luck finding landscape/irrigation plans. Does this project need that or no?
   b. We can't seem to find the irrigation or landscape plan. Can you please check on this for me so I can get you a bid?
      i. Please refer to Sheet C13 – Grading and Erosion Control Plan
3. Question 4:
   a. Pages 33-36, building elevations, include some notes on building signage. Could you please provide additional detail for 02 Signage Detail to include depth and color of returns?
      i. All signage shall be provided in accordance with Specification 10 14 00 – Interior and Exterior Signage. Colors for letters shall be determined at shop drawing/submittal stage from manufacturer's full range of available colors. Detail 02/A2.01 and 02/A2.01 ALT1 is provided for reference for the custom generation of the City of Lancaster's Logo. Material to be similar as that of the other building letters. Color of letters shall be uniform and continuous from face to edge. Colors are provided for reference only.
4. Question 5:
   a. I was looking at this job and wanted to submit a bid to you. Only thing I could find on measurements was on AS1.02 is this what needs to be paved?
      i. Please refer to Sheet C7 – Paving Plan

Project Manual:

Make the following additions and/or changes to the following sections:

SECTION 04 70 00 – ADHERED CONCRETE MASONRY VENEER: In accordance with the Substitution Procedures Section 01 25 00 and appropriately submitted Substitution Request Form (01 15 19) the following shall be added as an acceptable manufacturer:

Boral Stone (Cultured Stone by Boral)
www.culturedstone.com
800.255.1727

SECTION 10 14 00 – INTERIOR AND EXTERIOR SIGNAGE: In accordance with the Substitution Procedures Section 01 25 00 and appropriately submitted Substitution Request Form (01 15 19) the following shall be added as an acceptable manufacturer pending sign type is a match to those as indicated on Sheet G1.03:

Architectural Sign Design
2666 N. Darlington Ave.
Tulsa, OK 74115
918.381.2390

SECTION 12 20 00 – ROLLER WINDOW SHADES: In accordance with the Substitution Procedures Section 01 25 00 and appropriately submitted Substitution Request Form (01 15 19) the following shall be added as an acceptable manufacturer pending sign type is a match to those as indicated on Sheet G1.03:

SWFcontract
c/o Springs Window Fashions
7549 Grader Road
Middleton, WI 53562
800.327.9798

General:

ASK2.01: See attached sketch for the addition of batt insulation along the bottom chord of the trusses resting on chicken wire. Extend gypsum board on interior of exterior wall to top of steel to contain exterior wall insulation. This sketch applies to all low roof areas/exterior wall sections.

ASK2.02: See attached sketch for the addition of another layer of roof insulation board (total thickness now to be 3") at the curved roof area. This sketch applies to all high roof/curved roof areas/exterior wall sections.

ASK2.03: See attached sketch for relocation of Door 106B.

ASK2.04: See attached sketch for modifications at the millwork within the Line Crew/Break Area (115).

ASK2.05: See attached sketch for modifications at the millwork within the Line Crew/Break Area (115).

ASK2.06: See attached sketch for modifications at the millwork within the Line Crew/Break Area (115).

ADDENDUM NO. 2 ISSUED BY:

KSA

Chad Pennel, P.E.
Regional Manager

CP/TS
pc:LAN.006

Enclosures: ASK2.01, ASK2.02, ASK2.03, ASK2.04, ASK2.05, ASK2.06

TBPE Firm Registration No. F-1356

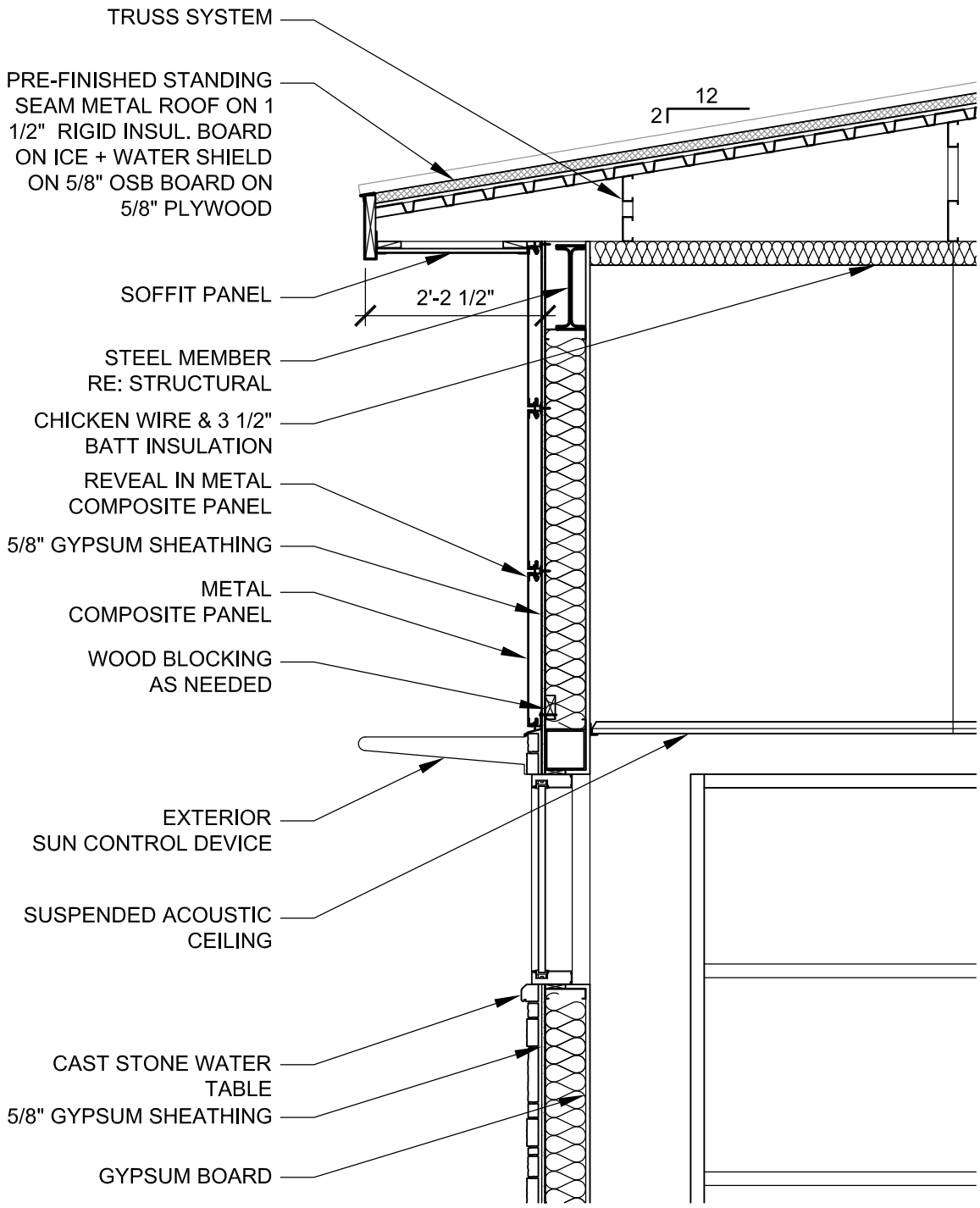

01 WALL SECTION

1/2" = 1'-0"

KSA

1111 Hawn Avenue
Shreveport, LA 71107
phone 318.221.7501
fax 318.221.7635
www.ksaeng.com

Designed: JES	Revision No.
Drawn: BAS	Ref. Dwg. No.: A3.03
Project No.: LAN.006	Date: 10.02.2017
Scale: 1/2" = 1'-0"	Additional Information: SECTION APPLIES AT ALL LOW ROOFS
Drawing No.: ASK2.01	

Project Name

LANCASTER REGIONAL AIRPORT
NEW TERMINAL BUILDING
LANCASTER, TX

COPYRIGHT

ALL REPORTS, PLANS, SPECIFICATIONS, COMPUTER FILES, FIELD DATA, NOTES AND OTHER DOCUMENTS AND ANY INSTRUMENTS PREPARED BY KSA. AS INSTRUMENTS OF SERVICE SHALL REMAIN THE PROPERTY OF KSA. KSA SHALL RETAIN ALL COMMON LAW, STATUTORY AND OTHER PRESERVED RIGHTS, INCLUDING THE COPYRIGHT THERETO. COPYING OR REPRODUCTION OF INSTRUMENTS OF SERVICE WITHOUT THE EXPRESS CONSENT OF KSA IS STRICTLY PROHIBITED.

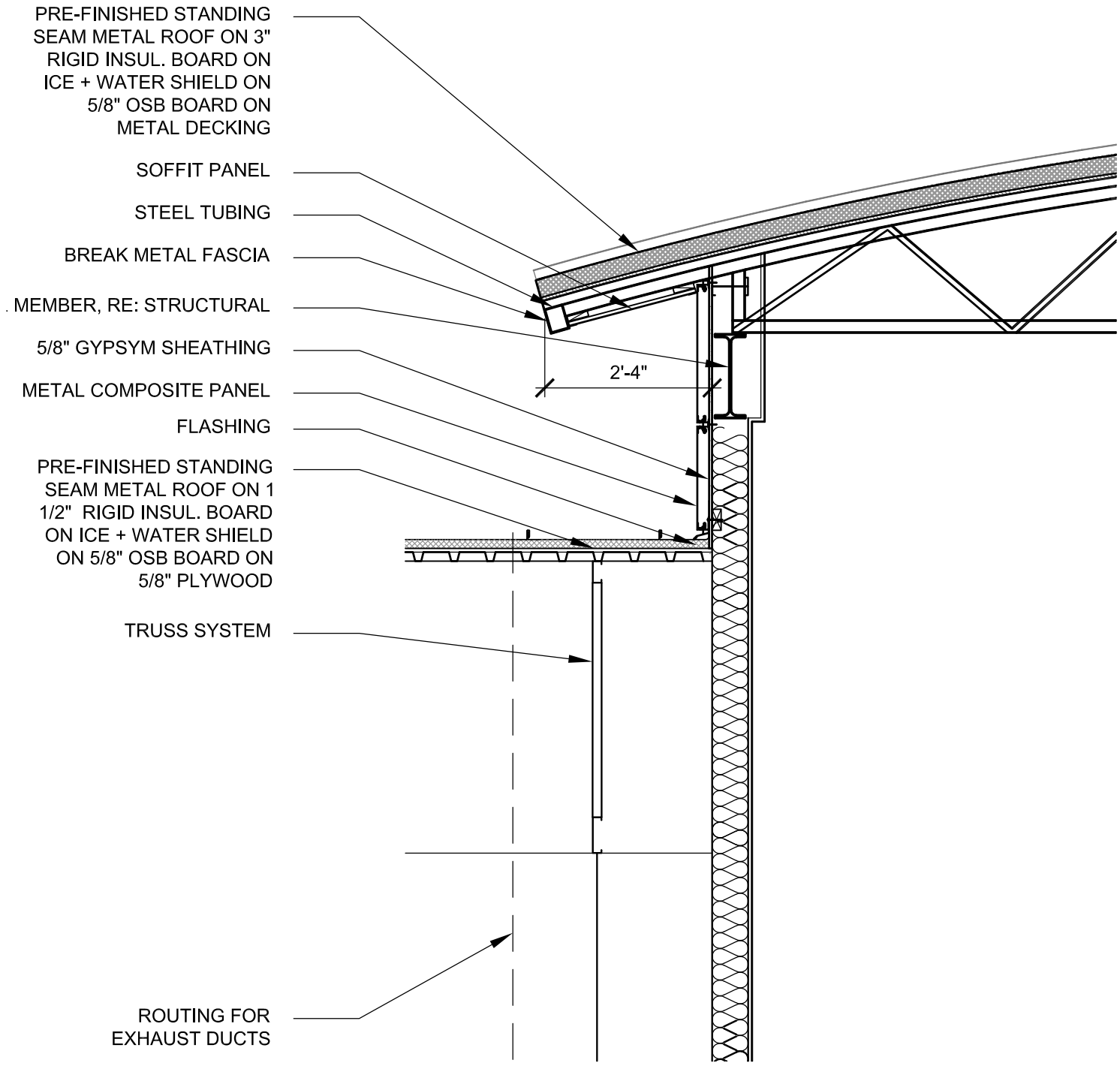

02 WALL SECTION
1/2" = 1'-0"

KSA
1111 Hawn Avenue
Shreveport, LA 71107
phone 318.221.7501
fax 318.221.7635
www.ksaeng.com

Designed: JES	Revision No.
Drawn: BAS	Ref. Dwg. No.: A3.03
Project No.: LAN.006	Date: 10.02.2017
Scale: 1/2" = 1'-0"	Additional Information: SECTION APPLIES AT ALL HIGH ROOFS
Drawing No.: ASK2.02	

Project Name

LANCASTER REGIONAL AIRPORT
NEW TERMINAL BUILDING
LANCASTER, TX

COPYRIGHT

ALL REPORTS, PLANS, SPECIFICATIONS, COMPUTER FILES, FIELD DATA, NOTES AND OTHER DOCUMENTS AND ANY INSTRUMENTS PREPARED BY KSA. AS INSTRUMENTS OF SERVICE SHALL REMAIN THE PROPERTY OF KSA. KSA SHALL RETAIN ALL COMMON LAW, STATUTORY AND OTHER PRESERVED RIGHTS, INCLUDING THE COPYRIGHT THERETO. COPYING OR REPRODUCTION OF INSTRUMENTS OF SERVICE WITHOUT THE EXPRESS CONSENT OF KSA IS STRICTLY PROHIBITED.

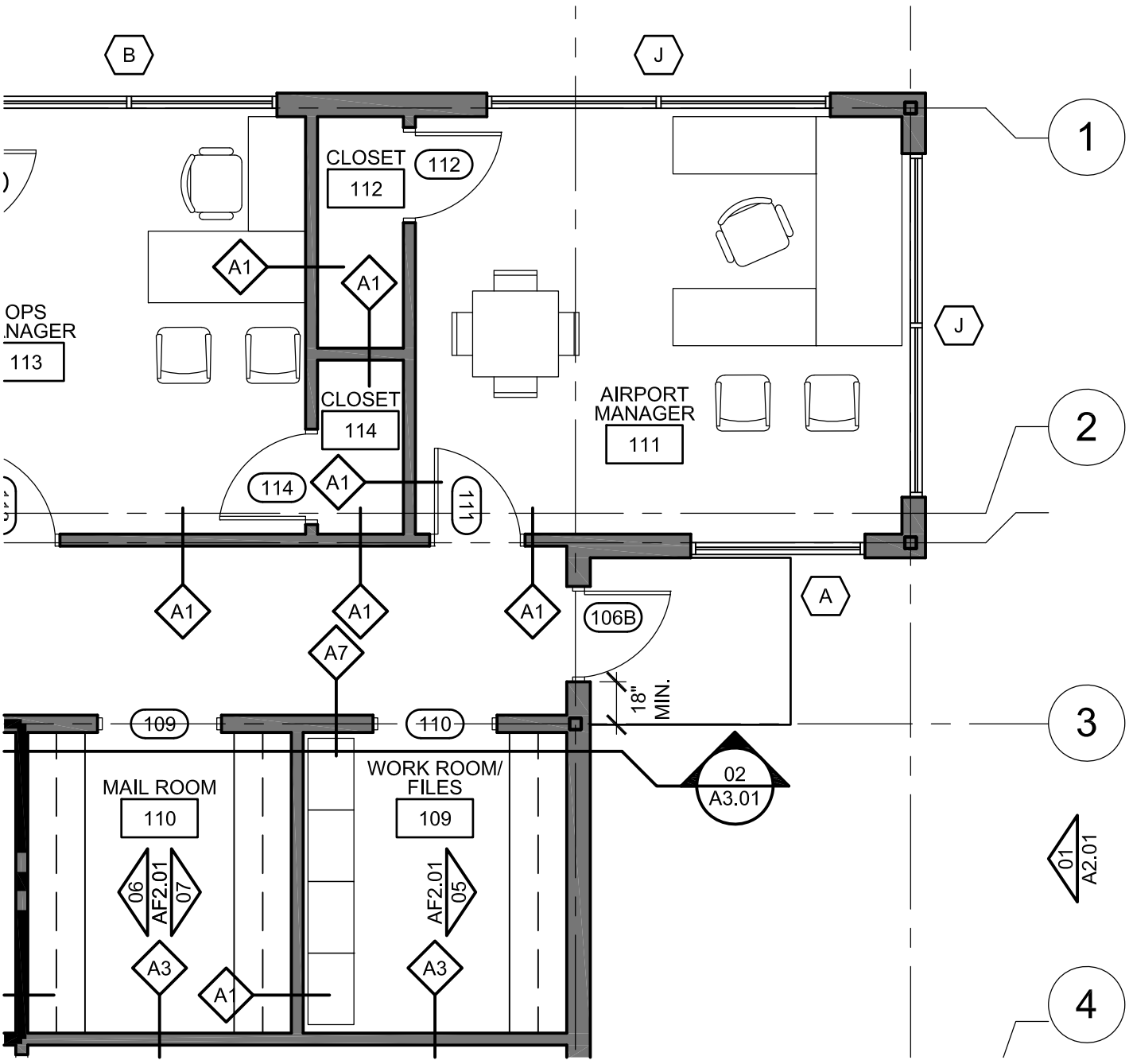

01 FLOOR PLAN - REFERENTIAL

3/16" = 1'-0"

KSA

1111 Hawn Avenue
Shreveport, LA 71107
phone 318.221.7501
fax 318.221.7635
www.ksaeng.com

Designed: JES	Revision No.
Drawn: BAS	Ref. Dwg. No.: A1.02
Project No.: LAN.006	Date: 10.02.2017
Scale: 3/16" = 1'-0"	Additional Information: DOOR 106B RELOCATED AS SHOWN
Drawing No.: ASK2.03	

Project Name

LANCASTER REGIONAL AIRPORT
NEW TERMINAL BUILDING
LANCASTER, TX

COPYRIGHT

ALL REPORTS, PLANS, SPECIFICATIONS, COMPUTER FILES, FIELD DATA, NOTES AND OTHER DOCUMENTS AND ANY INSTRUMENTS PREPARED BY KSA. AS INSTRUMENTS OF SERVICE SHALL REMAIN THE PROPERTY OF KSA. KSA SHALL RETAIN ALL COMMON LAW, STATUTORY AND OTHER PRESERVED RIGHTS, INCLUDING THE COPYRIGHT THERETO. COPYING OR REPRODUCTION OF INSTRUMENTS OF SERVICE WITHOUT THE EXPRESS CONSENT OF KSA IS STRICTLY PROHIBITED.

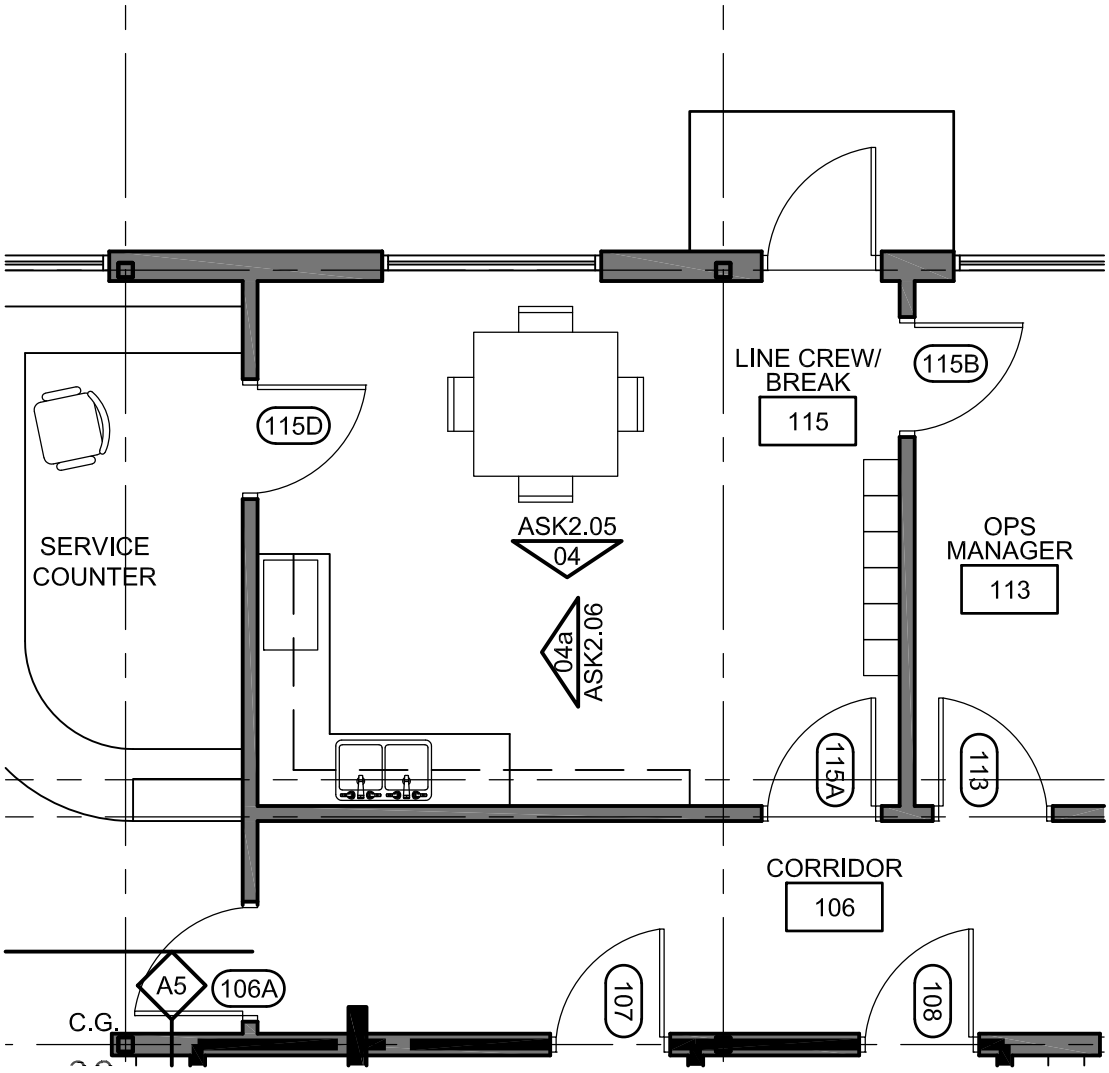

01 FLOOR PLAN - REFERENTIAL

3/16" = 1'-0"

KSA
1111 Hawn Avenue
Shreveport, LA 71107
phone 318.221.7501
fax 318.221.7635
www.ksaeng.com

Designed: JES	Revision No.
Drawn: BAS	Ref. Dwg. No.: A1.02
Project No.: LAN.006	Date: 10.02.2017
Scale: 3/16" = 1'-0"	Additional Information
Drawing No.: ASK2.04	

Project Name

LANCASTER REGIONAL AIRPORT
NEW TERMINAL BUILDING
LANCASTER, TX

COPYRIGHT

ALL REPORTS, PLANS, SPECIFICATIONS, COMPUTER FILES, FIELD DATA, NOTES AND OTHER DOCUMENTS AND ANY INSTRUMENTS PREPARED BY KSA. AS INSTRUMENTS OF SERVICE SHALL REMAIN THE PROPERTY OF KSA. KSA SHALL RETAIN ALL COMMON LAW, STATUTORY AND OTHER PRESERVED RIGHTS, INCLUDING THE COPYRIGHT THERETO. COPYING OR REPRODUCTION OF INSTRUMENTS OF SERVICE WITHOUT THE EXPRESS CONSENT OF KSA IS STRICTLY PROHIBITED.

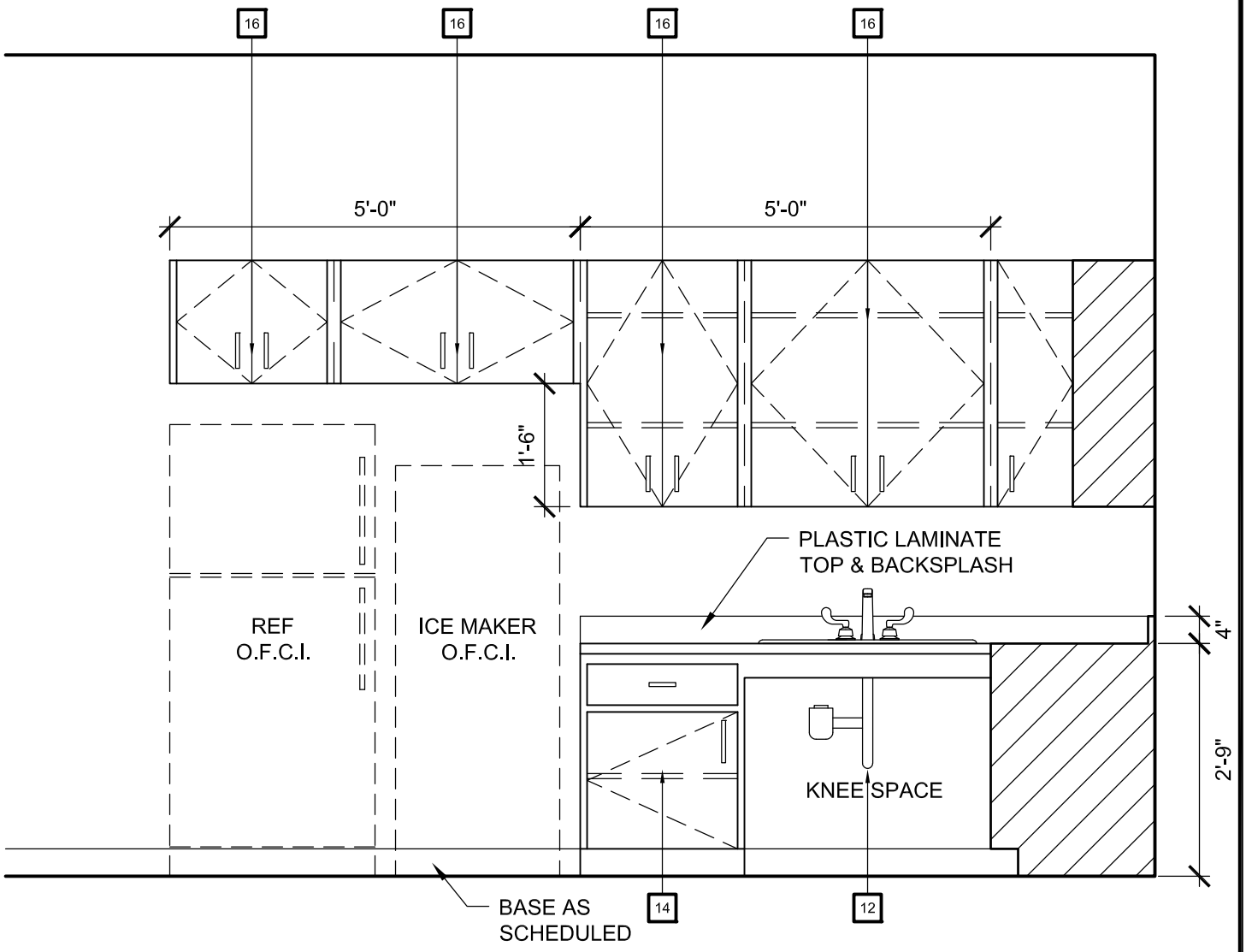

04 LINE CREW/ BREAK

1/2" = 1'-0"

1111 Hawn Avenue
Shreveport, LA 71107
phone 318.221.7501
fax 318.221.7635
www.ksaeng.com

Designed: JES	Revision No.
Drawn: BAS	Ref. Dwg. No.: AF2.01
Project No.: LAN.006	Date: 10.02.2017
Scale: 1/2" = 1'-0"	Additional Information
Drawing No.: ASK2.05	

Project Name

LANCASTER REGIONAL AIRPORT
NEW TERMINAL BUILDING
LANCASTER, TX

COPYRIGHT

ALL REPORTS, PLANS, SPECIFICATIONS, COMPUTER FILES, FIELD DATA, NOTES AND OTHER DOCUMENTS AND ANY INSTRUMENTS PREPARED BY KSA. AS INSTRUMENTS OF SERVICE SHALL REMAIN THE PROPERTY OF KSA. KSA SHALL RETAIN ALL COMMON LAW, STATUTORY AND OTHER PRESERVED RIGHTS, INCLUDING THE COPYRIGHT THERETO. COPYING OR REPRODUCTION OF INSTRUMENTS OF SERVICE WITHOUT THE EXPRESS CONSENT OF KSA IS STRICTLY PROHIBITED.

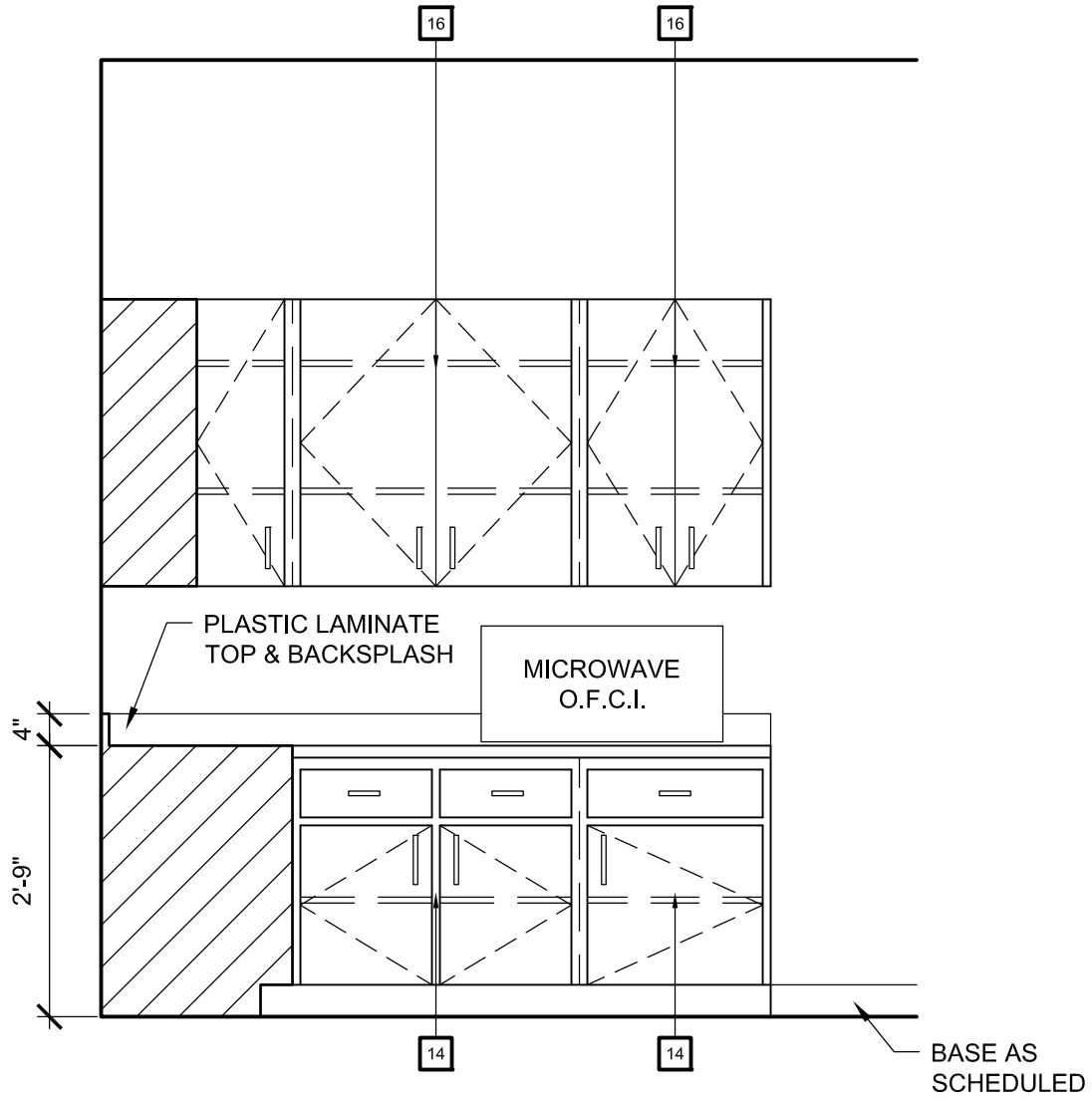

04a LINE CREW/ BREAK

1/2" = 1'-0"

KSA
1111 Hawn Avenue
Shreveport, LA 71107
phone 318.221.7501
fax 318.221.7635
www.ksaeng.com

Designed: JES	Revision No.
Drawn: BAS	Ref. Dwg. No.: AF2.01
Project No.: LAN.006	Date: 10.02.2017
Scale: 1/2" = 1'-0"	Additional Information
Drawing No.: ASK2.06	

Project Name

LANCASTER REGIONAL AIRPORT
NEW TERMINAL BUILDING
LANCASTER, TX

COPYRIGHT

ALL REPORTS, PLANS, SPECIFICATIONS, COMPUTER FILES, FIELD DATA, NOTES AND OTHER DOCUMENTS AND ANY INSTRUMENTS PREPARED BY KSA. AS INSTRUMENTS OF SERVICE SHALL REMAIN THE PROPERTY OF KSA. KSA SHALL RETAIN ALL COMMON LAW, STATUTORY AND OTHER PRESERVED RIGHTS, INCLUDING THE COPYRIGHT THERETO. COPYING OR REPRODUCTION OF INSTRUMENTS OF SERVICE WITHOUT THE EXPRESS CONSENT OF KSA IS STRICTLY PROHIBITED.