



TEXAS TRANSPORTATION FORUM

SECURITY: HOW SAFE ARE WE ?

Greg Hull

Director, Security & Operations Support

American Public Transportation Association

April 22, 2008



Over 10 billion passenger trips are taken each year on public transit in the United States - this is more than 16 times the number of trips taken in domestic air travel

Public transit is, by design, an open infrastructure


Public Transit is a national critical infrastructure

Public Transit is a “1st Responder”

Public Transit is a primary target of terrorist activity









Security Initiatives Have Focused On:

Detection
Deterrence
Response
Recovery

Through:

People
Procedures
Information
Infrastructure Enhancements

Key Operations Activities



- Training employees
- Outreach to customers
- Sharing of best practices between transit agencies
- Increased visibility
- Increased staffing presence
- Vulnerability assessments
- Use of canine units
- Development/refinement of security & emergency preparedness plans
- Develop/strengthen inter-agency coordination
- Employee & contractor background checks
- Drills (field and table-top)

Public Awareness



Tapping the 400,000 transit employees and over 32 million daily riders to increase security awareness.

IS THIS YOURS? If not, don't touch— but tell us.



If you see unattended bags, boxes or other items,
TELL A UNIFORMED OFFICER,
(insert local transit agency name) **EMPLOYEE,**
OR CALL (000) 000-0000 or 911 from
a safe distance. Be a Transit Watcher.

To learn more about what you can do to improve transit safety and security, visit us at www.transitagencyxyz.org or call (000) 000-0000.

Let's count on each other for a safe ride.

EMERGENCY EVACUATION

If ordered to evacuate, follow these simple steps and remember:

 LOOK. Avoid hazards such as smoke, debris and unusual substances. Look around for others who may need assistance and help them to leave.	 LISTEN. Follow instructions from transit employees and emergency personnel. Listen and remain calm.	 LEAVE. Proceed to the nearest exit – it may be an emergency door or window. Leave behind large objects like suitcases and strollers.
---	--	---

Questions? Call us at (000) 000-0000 or visit www.transitagencyxyz.org

To learn more about what you can do to improve transit safety and security, visit us at www.transitagencyxyz.org or call (000) 000-0000.

IF YOU SEE SOMETHING, SAY SOMETHING.


Call 1-888-NYC-SAFE



Key Capital Project Activities



- Upgrade of radio communications
- Automatic vehicle location (AVL)
- CCTV (facilities and vehicles)
- Access control (fencing, locks, smart cards)
- Intrusion detection
- Employee/ contractor ID
- Chemical agent detection
- New focus on systems integration
- Test beds for technology





Government Partnerships

U.S. Department of Transportation

- Federal Transit Administration
- Federal Railroad Administration

U.S. Department of Homeland Security

- Transportation Security Administration
- Directorates within DHS

Resources Developed Through Federal Partnership:



- * Vulnerability & Risk Assessments
- * Public Transit ISAC/ Transit Portal to “HSIN”
- * Threat Level Guidelines
- * Actionable Protective Measures
- * Transportation Research Board Studies
- * Transportation Safety Institute
 - various safety & security courses
- * *Handbook for Transit Safety & Security Certification*
- * National Transit Institute:
 - *Security Awareness Training for Employees*
 - *Connecting Communities*

Security Training Resources

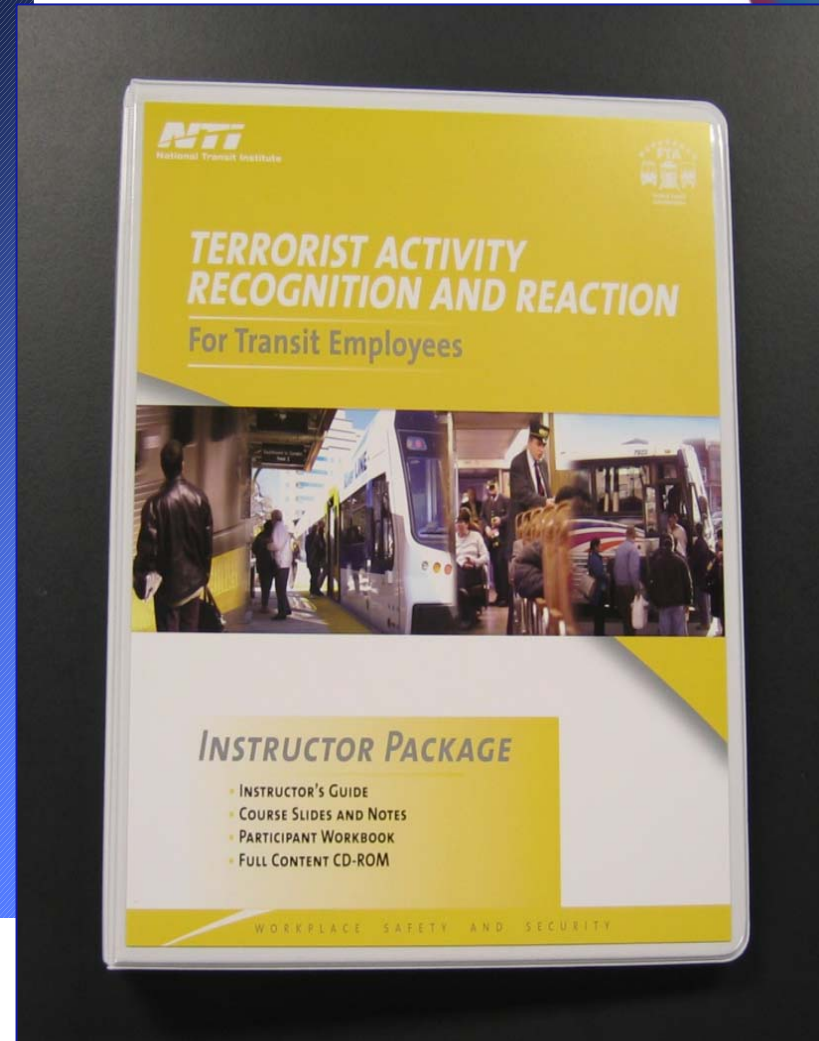


Security Training Materials



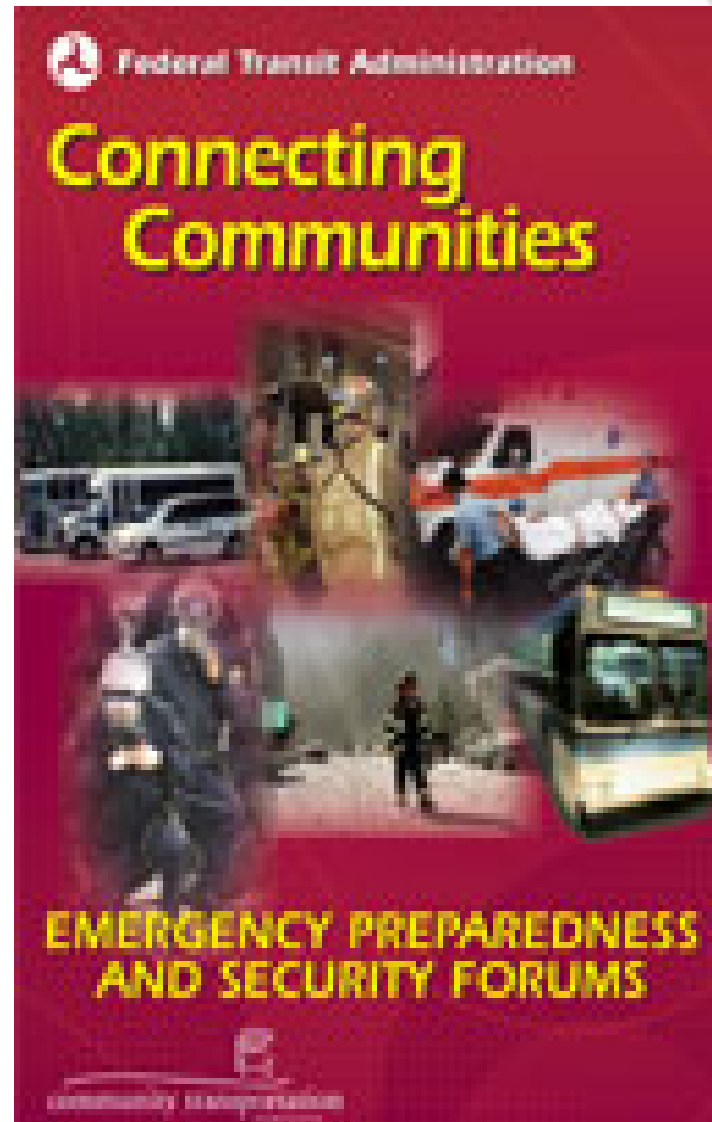
- Modes
- Transit Bus
 - Light Rail
 - Subway
 - Commuter Rail
 - Ferry
 - Amtrak
 - State DOT
 - Motorcoach

- *Security Awareness and Violence Prevention Courses*
- *Computer-Based Security Training Program*
- *Security Awareness Videos for Transit and Ferry Systems*
- *Employee Pocket Guides*



Emergency Preparedness

- FTA/ TSA/ Industry partnership
- 12 locations/12 months
- Regional vs. Metropolitan Areas
- All hazards approach
- Organizational Middle Managers
- Wider cross section Attendees
 - NIMS



Additional Initiatives and Resources:



- * *Transit Watch*
- * *Security Design Considerations for Transit Vehicles & Facilities*
- * U.S. DHS Security Grants
- * TSA Surface Transportation Inspectors
- * APTA Safety- Security List-Server
- * APTA Peer Reviews
- * *APTA Emergency Response & Preparedness Program*
- * *Mass Transit Sector Coordinating Council*
- * *APTA Security Standards*



Security Standards Development

Three Security Standards Working Groups:

- Security Risk Management
- Emergency Management
- Fixed Infrastructure Security





Welcome to the ERPP Resource Website.

As a result of 9/11 and Hurricane Katrina, transit systems, their suppliers, and other entities have come to understand the urgency of preparedness in the advent of a catastrophic event. APTA's Emergency Response and Preparedness Program (ERPP) is an online "mutual aid" tool designed to assist in times of these unfortunate disasters and other situations. This site provides a venue by which fellow transit systems and industry entities can volunteer and/or access resources in order to prepare for an expected event or in the wake of an unforeseen situation. Additionally, the information gathered on the ERPP site can enhance an organization's existing emergency plans by adding other resources if needed.

The Federal Transit Administration (FTA) has partnered with APTA in developing and administering this program, in an effort to aid the industry's emergency preparedness and response. To preview how the site operates, please click on the link below.

[→ See How the ERPP Website Works](#)

Become a Member by Registering Your Resources

Registration is FREE and simple. If your organization has available, approved resources that may be volunteered for use, please click on the link below for the appropriate forms. You will receive a log on ID and will then need to create your own password.

Please note: You will need to sign a Mutual Aid Assistance Agreement Form and return that document to APTA. This form acknowledges your organization's authorization to participate in the program.

[→ Join ERPP Online](#)



LESSONS LEARNED:

- There are efficiencies in planning for critical events from an “ All Hazards “ perspective
- Acts of terrorism and natural disasters
- Use technologies to your advantage
- Even smaller, low risk areas have a need to be and demonstrate diligence



Public Transit Security Challenges:

- Security In An Open Infrastructure
- Over\$2 billion spent by transit since 9-11
-\$6 billion in needs identified
- Continuing Operating and Capital Needs
- Development & Adoption of Standards
- Research and Technology Support
- **Effective Partnership with Federal Government**



APTA Contact Information:

Greg Hull

Director, Security & Operations Support

ghull@apta.com

(202) 496-4815