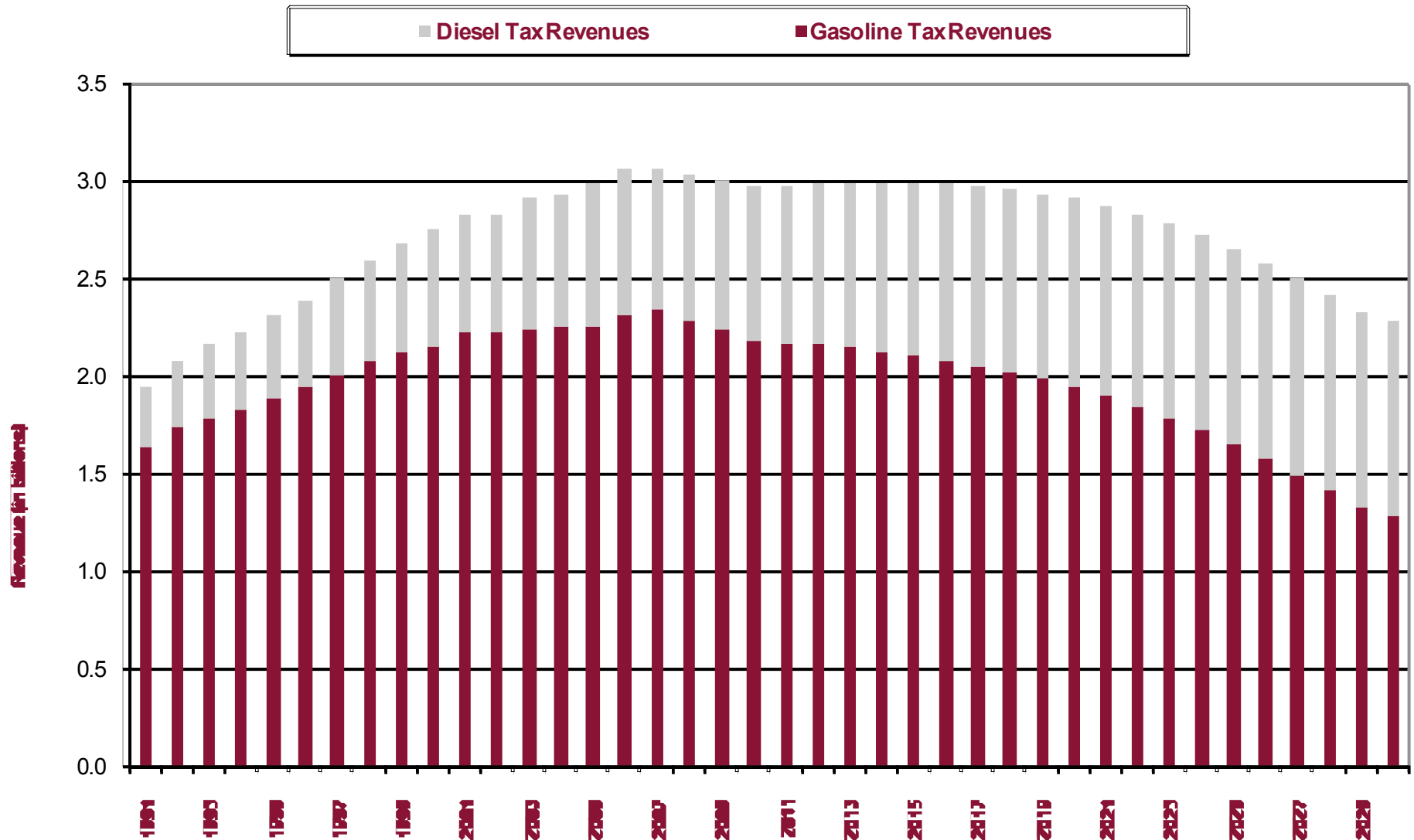


State Senator Tommy Williams

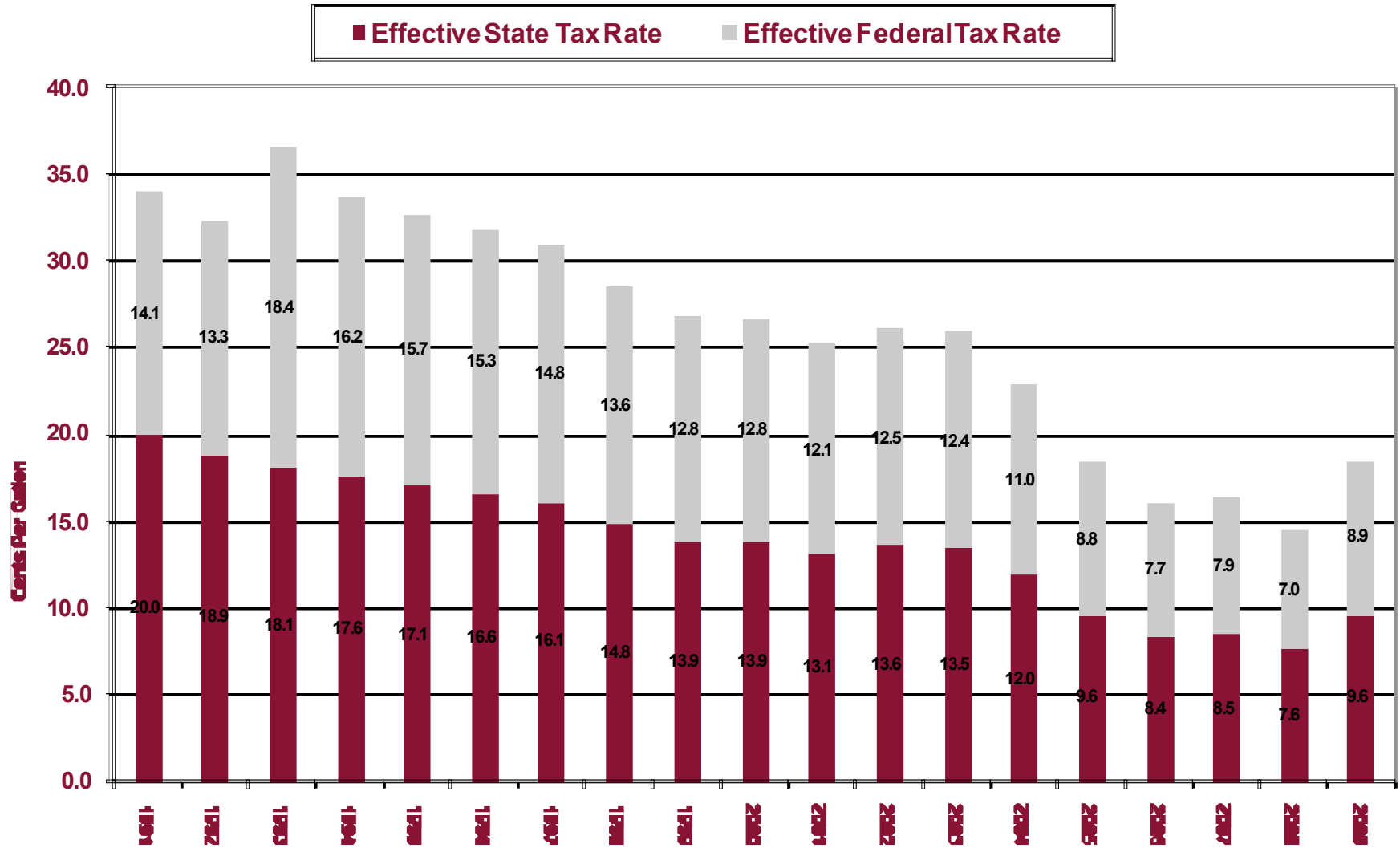
Chairman

Senate Committee on Transportation and
Homeland Security

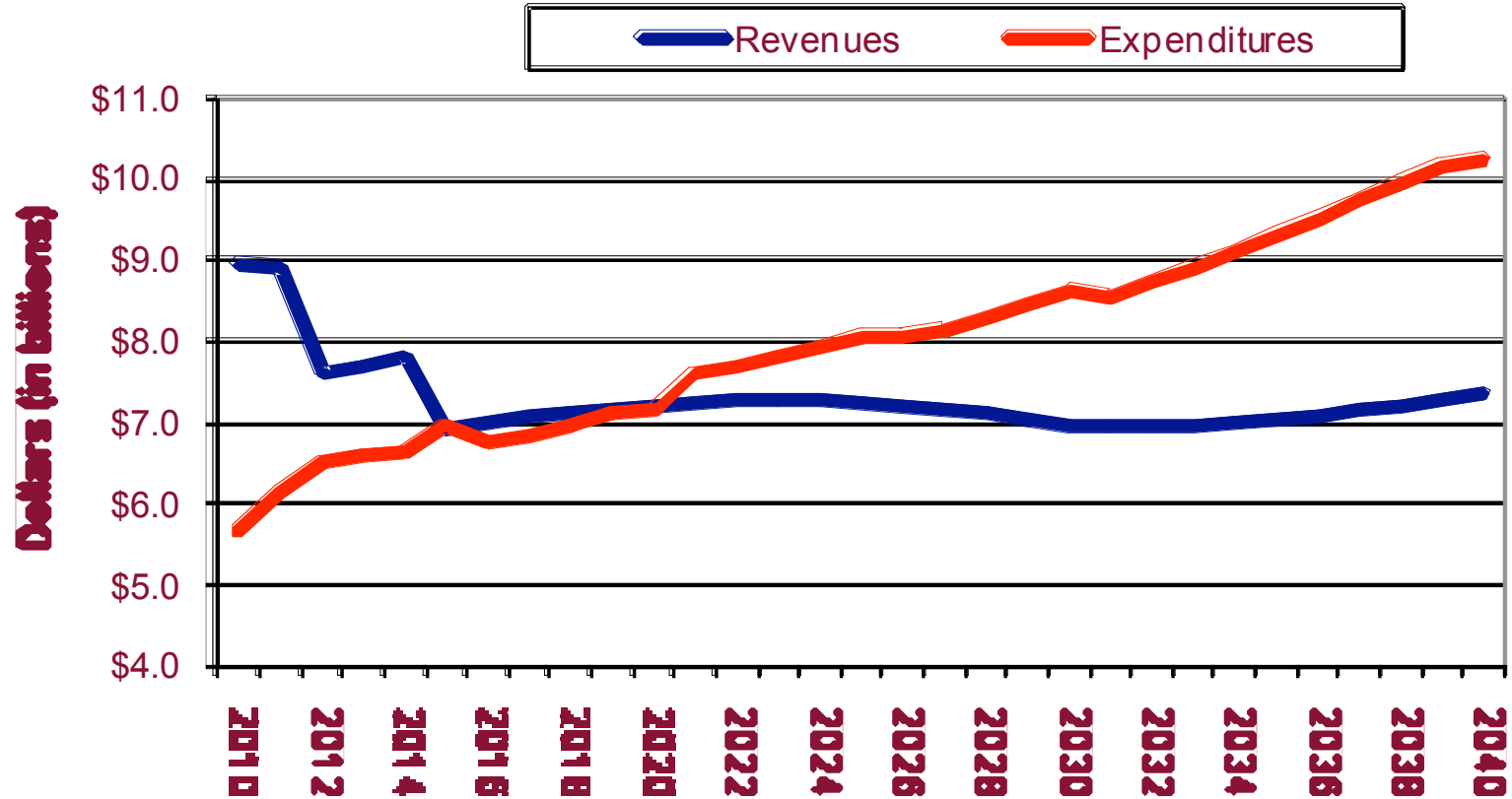
Total Fuel Tax Revenues



Effective Texas and Federal Fuel Tax Rate Adjusted by Inflation in Roadway Constructions Costs



Projected TxDOT Revenues and Expenditures



Vehicle Registration Fee Increase

Current Fee: \$62.75

\$25 Increase:

- Average Annual Revenue: \$623 Million
- Bond Proceeds: 8.257 Billion*

\$35 Increase:

- Average Annual Revenue: 873 Million
- Bond Proceeds: 11.560 Billion*

\$50 Increase

- Average Annual Revenue: 1.246 Billion
- Bond Proceeds: 16.515 Billion*

All passenger fees based on 2008 Ford Taurus SEL Sedan having a market value of \$15,880, a curb weight of 4,643, and an average fuel economy of 23 mpg.

*Bond Proceeds based on 30 year bonds with a 4% interest rate

Source: Texas Transportation Institute

Gas Tax

	Gas Tax Rate	Average Annual Gas Tax Paid (12,000 miles)	State Gas Tax Rate Rank
North Carolina	0.302	\$157.30	4
Pennsylvania	0.300	\$156.52	5
Ohio	0.280	\$146.09	8
New York	0.245	\$127.57	13
Texas	0.200	\$104.35	29
Illinois	0.190	\$99.13	33
Michigan	0.190	\$99.13	33
California	0.180	\$93.91	37
Florida	0.156	\$81.39	46
Georgia	0.075	\$39.13	50

All passenger fees based on 2008 Ford Taurus SEL Sedan having a market value of \$15,880, a curb weight of 4,643, and an average fuel economy of 23 mpg.

Registration Fees

	Vehicle Registration Fee	Registration Fee Rank
Illinois	\$99.00	6
Michigan	\$86.00	9
California	\$77.00	13
Florida	\$70.75	16
Texas	\$62.75	18
Pennsylvania	\$36.00	33
Ohio	\$34.50	35
New York	\$29.50	39
North Carolina	\$28.00	40
Georgia	\$20.00	47

All passenger fees based on 2008 Ford Taurus SEL Sedan having a market value of \$15,880, a curb weight of 4,643, and an average fuel economy of 23 mpg.

Source: Texas Transportation Institute

Total Annual Vehicle Fees

	Total Annual Vehicle Fees*	Total Fees Rank
California	\$353.53	14
Georgia	\$349.74	15
North Carolina	\$282.81	25
New York	\$237.07	29
Ohio	\$200.59	32
Illinois	\$198.13	34
Pennsylvania	\$192.52	36
Michigan	\$185.13	38
Texas	\$167.10	44
Florida	\$152.14	48

*Total Annual Vehicle Fees includes: vehicle registration fee, property tax, other vehicle tax, and gas tax rate

Source: Texas Transportation Institute

Total Annual Vehicle Fees Assuming a \$50 Increase in Texas Vehicle Registration

	Total Annual Vehicle Fees*	Total Fees Rank
California	\$353.53	14
Georgia	\$349.74	15
North Carolina	\$282.81	25
New York	\$237.07	29
Texas	\$217.10	31
Ohio	\$200.59	33
Illinois	\$198.13	35
Pennsylvania	\$192.52	37
Michigan	\$185.13	39
Florida	\$152.14	48

*Total Annual Vehicle Fees includes: vehicle registration fee, property tax, other vehicle tax, and gas tax rate

Source: Texas Transportation Institute

What Can We **Build?**